

ADITYA BIRLA



IDEA Cellular

May 31, 2016

National Stock Exchange of India Limited
"Exchange Plaza",
Bandra - Kurla Complex,
Bandra (E),
Mumbai – 400 051

Bombay Stock Exchange Limited
Phiroze Jeejeebhoy Towers,
Dalal Street,
Mumbai – 400 001

Email: cmlist@nse.co.in

Email: corp.relations@bseindia.com

Dear Sirs,

Sub: Investor Presentation / Intimation of investor conference

Ref: "Idea Cellular Limited" (IDEA / 532822)

Pursuant to regulation 30 and 46 of the SEBI (LODR) Regulations, 2015, enclosed is the investor presentation being uploaded on the Company's website.

Further, please note that the Company representative(s) shall attend the Morgan Stanley's Eighteenth Annual India Summit, Mumbai on 1st June, 2016.

The above is for your information and dissemination to the public at large.

Thanking you,

Yours truly,

For Idea Cellular Limited

Pankaj Kapdeo
Company Secretary

Encl: As above





IDEA CELLULAR LIMITED

INVESTOR PRESENTATION

Idea Cellular – An Overview



Pan India Pure Play
Wireless Operator -
Voice + Data
(2G+3G*+4G**)

Holds 16%^
shareholding in Indus
(thru ABTL).
Additionally own 9,744
towers

No. 3
Operator in India with
18.9% RMS⁽¹⁾

191,536 (2G+3G+4G)
sites and ~115,500km
of OFC capability



Serving ~ 184 million
subscribers⁽²⁾

An Aditya Birla
Group Company

FY16
Voice Minutes - 786bn
Data Traffic - 298bn MB

No.6 Ranked Operator
in the World by
Subscribers⁽³⁾

FY 15-16 Consolidated
Revenue ~\$5.4bn;
EBITDA ~\$2.0bn;
Enterprise Value
~\$11.9bn⁽⁴⁾

[^]Providence Equity Partners, through its affiliates has invested INR 20,982mn in ABTL through Compulsorily Convertible Preference Shares, convertible into equity shares representing 30.3% of the total equity share capital of ABTL post conversion of these CCPS, which in turn reflects Providence Equity Partners' beneficial equity interest in Indus Towers of 4.85% as of March 31, 2016

ADITYA BIRLA GROUP

¹ Revenue Market Share based on TRAI Q3FY16 revenue for UAS and Mobile licenses only.

² VLR subs as of March 31, 2016

³ Single Country Operations, data from GSMA Intelligence as of December 2015..

⁴ As of March 31, 2016

*3G in 21 service areas including Intra-Circle Roaming arrangements

**4G in 10 service areas.

USD 1 = INR 66.33, RBI Ref rate as of March 31, 2016

Since Inception, as Idea Grew & Evolved It Re-invented itself Thrice

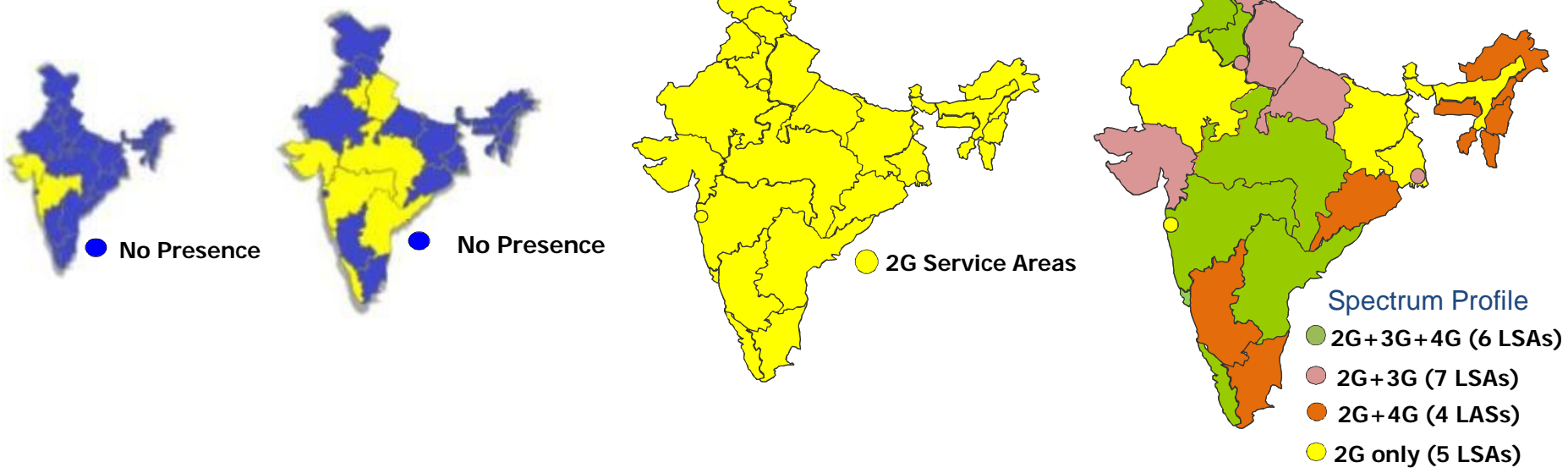


1997
Started with 2
Service Areas

1998 – 2005
Expanded to 8
Service Areas
3-Way JV

2006 – 2010
Single Promoter
Became a Pan India
Mobile Service Provider

2011 – 2015
Upgraded to 3G and 4G
Services
From No.3 to
One Amongst Top 3



Broadband Spectrum (3G/4G) coverage is over 87% of existing revenue

India Telecom Sector Backdrop



Growth Drivers

Voice

- Indian Active subscriber penetration (measured on VLR) at 73.7% (~936 million subscribers)⁽¹⁾
- Low rural subscriber penetration of ~50.9% (~445 Mn)⁽¹⁾. In FY16 ~48% of new subscribers came from rural areas.

Data

- Wireless Internet penetration at 30.9% (~312Mn)⁽²⁾ of Total Mobile Subscribers
- Nascent 11.8%⁽²⁾ penetration of mobile broadband subscriber (~120 Mn Subs).
- Strong mobile data traffic growth – (50.9% y-o-y growth for Idea Q4FY16 vs Q4FY15)

Emerging revenue streams

- Mobile Banking & Digital Wallet
- Launch of 4G services on LTE platform
- M2M, IoT & Cloud
- WiFi
- Digital content Services: Music, Movies & Video, Games, Rich Messaging, VoIP etc.

Competition

- Top 3 operators garnered 73.6%⁽³⁾ of Indian Mobile revenue market share (“RMS”).
- Loop exited Mumbai circle in Nov’14 post license expiry. In Mar’15 auction RCom lost its 20 year old expiring 900MHz spectrum in 5 circles, though in 2 of these it acquired 1800MHz spectrum.
- Feb’14 and Mar’15 spectrum auction ~91% of spectrum by Value (total industry spent of \$26bn) won by only 4 operators (incl. Idea) – a trend towards consolidation.
- Consolidation in sector
 - RCom & MTS announced merger
 - RCom & Aircel exclusive talks on combining wireless business
 - RJIO & RCom spectrum trading and spectrum sharing deal
 - Bharti Airtel acquired, through spectrum trading, Videocon’s 1800 MHz spectrum in 6 circles and entered into agreement for acquiring Aircel’s 2300 MHz spectrum in 8 circles.
- Increase in Mobile Broadband competition
 - Launch of 4G services band during FY16 & FY17.
 - New 3G networks launch & expansion of existing 3G networks

Regulatory

- Spectrum harmonization process for 1800 MHz and 800 MHz frequency band is near conclusion. Estimated 220 Mhz (1800 MHz) spectrum may be available across 22 circles.
- TRAI issued regulation on prohibition of discriminatory tariff for data services (Feb’16).
- TRAI Recommendation (Jan’16) on spectrum pricing for 700, 800, 900, 1800, 2100, 2300 & 2500 MHz spectrum. However, the reserve price of 700 MHz is kept at 4x of 1800 MHz.
- Guidelines for Spectrum Sharing (Sep’15) and for Spectrum Trading (Oct’15) are announced.
- IUC for domestic calls reduced from 20p/min to 14p/min, (No IUC for calls originating from or terminating on wireline), IUC for International call increased from 40p/min to 53p/min (from 1st Mar’15). Roaming charges celling has been revised downward (from 1st May’15).

¹ As of March 31, 2016 based on TRAI report

² As of December 31, 2015, TRAI performance Indicator Report

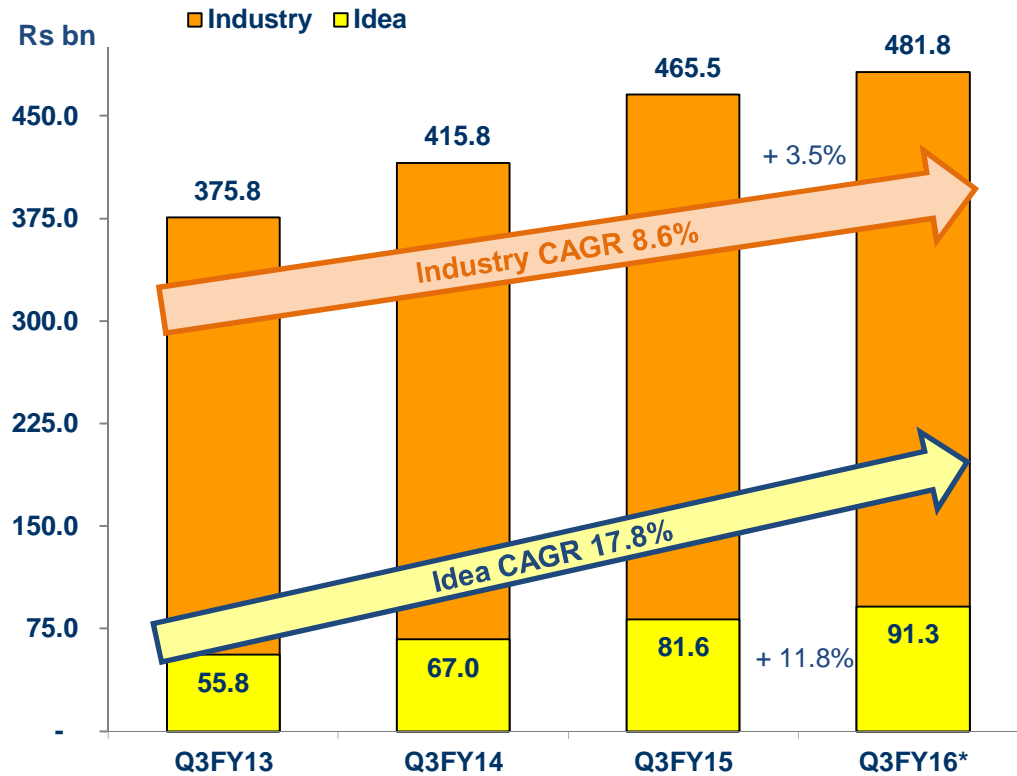
³ TRAI Q3FY16 revenue for UAS and Mobile licenses only.

Indian Wireless Sector – Revenue Trend



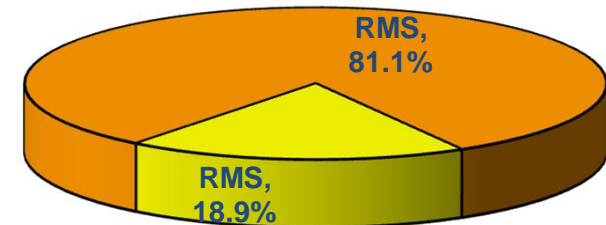
Sector Quarterly Gross Revenue (INR bn)

Idea has grown ~2.0x faster than industry over last 4 years




In USD mn		Q3FY13	Q3FY14	Q3FY15	Q3FY16*
Industry		5,666	6,269	7,019	7,265
Idea		841	1,010	1,231	1,376

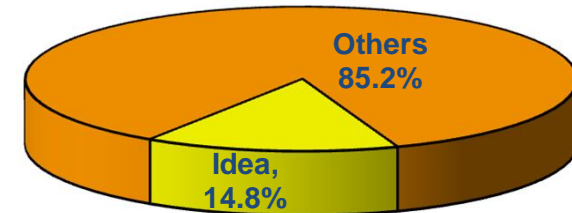
Idea – Highest Revenue Market Share (RMS) improvement [4.1% RMS increase in last 3 years]



Q3FY16



Incremental RMS 33.5%



Q3FY13

*Q3FY16 revenue is negatively impacted due to reduction in IUC settlement and Cap on Roaming charges as well as increase in Service Tax rate

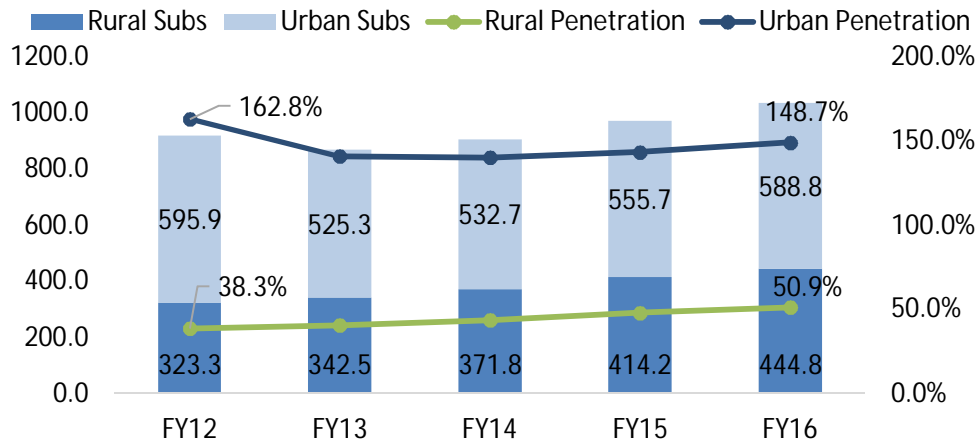
RMS = Revenue Market Share

Source: TRAI revenue for UAS and Mobile licenses only.

Industry & Idea - Subscriber Trends



In Millions



EoP subs	919	868	905	970	1034
VLR subs	683	723	791	863	936
VLR Pen%	56.5%	59.0%	63.8%	68.7%	73.7%

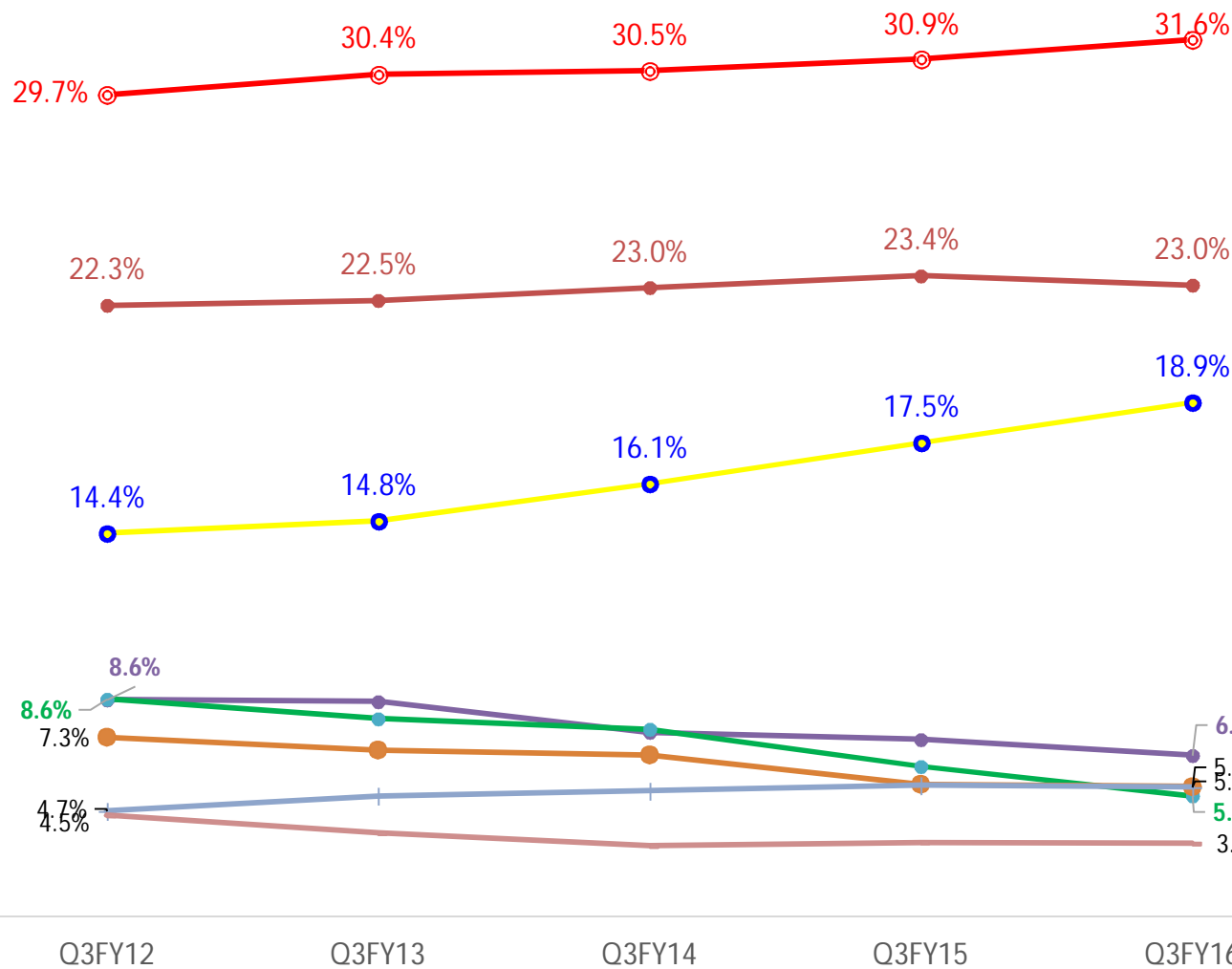
- Subscriber (subs) growth in India to continue as the VLR subs penetration is still at 73.7%
- Primarily new subscriber additions are from Rural India. Idea leads the industry rural %, with 55.6%* of Idea's ~175 mn EoP consumer base from rural India.
- Pan India mobility rural penetration at 50.9% only and will be the key driver for future mobility industry subscriber growth. Only Top 3 Telecom operators with wide scale rural presence will benefit from Rural mobility future growth

- Industry VLR growth revival – Post FY13 addition of only 40 mn VLR subs, last 3 years witnessed yearly VLR addition of around 70 mn.
- Idea enjoys highest incremental VLR Market Share, in 2 out of last 5 years. (FY 12 to FY16)
- Idea's VLR market share improved by 4.2% to 19.6% in FY16 (from 15.4% in FY12)

In Million	FY12	FY13	FY14	FY15	FY16
Industry EoP VLR	682.9	723.0	790.9	862.6	936.5
Industry Incr. VLR	112.0	40.1	67.9	71.8	73.8
Idea EoP VLR	105.3	120.2	137.9	161.4	183.8
Idea Incr. VLR	22.0	14.9	17.7	23.5	22.4
Idea EoP VLR MS	15.4%	16.6%	17.4%	18.7%	19.6%
Idea Incr. VLR MS	19.7%	37.2%	26.0%	32.8%	30.4%

Idea – The fastest growing Indian Telco

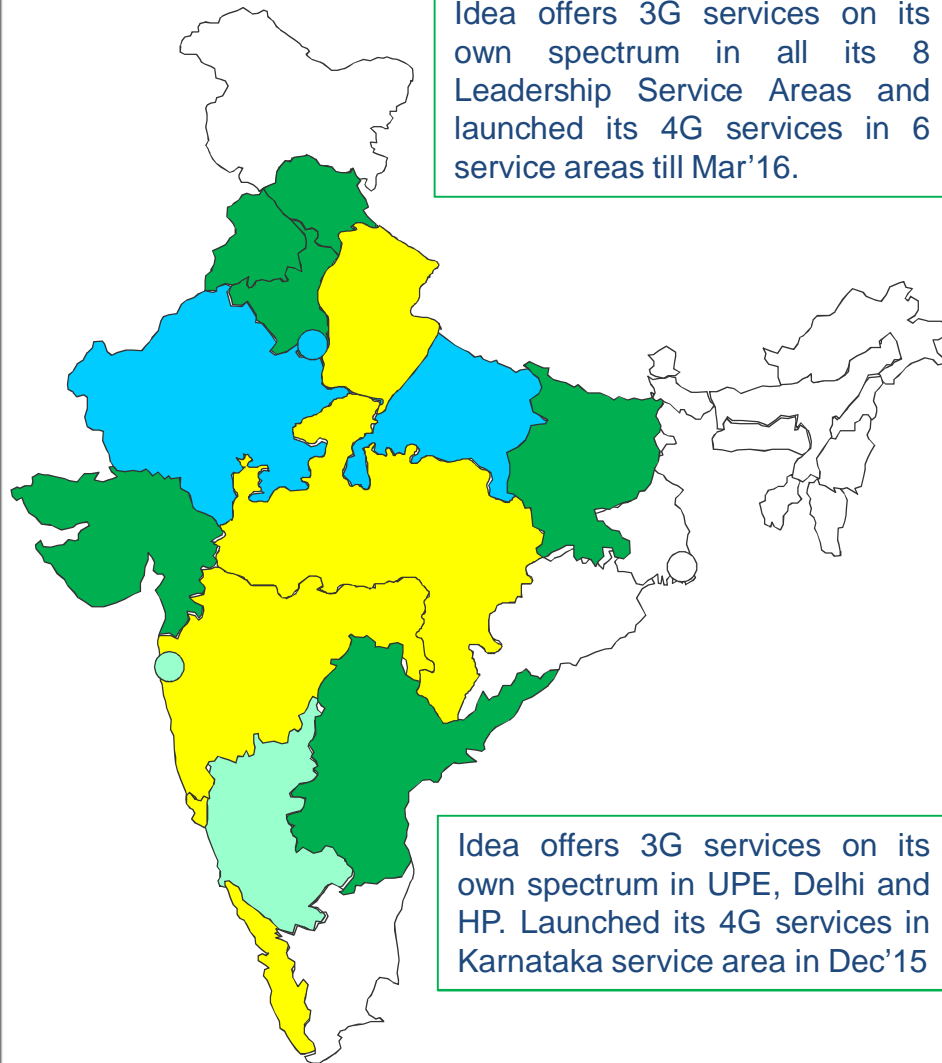
Now One Amongst the Top 3 in Incremental Revenue Market Share



	RMS	IRMS	
	Q3'12-'16	FY12-15	FY14-15
Telco 1	[+1.9%]	33.2%	32.5%
Telco 2	[+0.7%]	26.6%	24.4%
Idea	[+4.5%]	27.3%	29.7%

Telco 4	[-1.9%]
Telco 5	[-3.4%]
Telco 6	[+0.8%]
Telco 7	[-1.8%]
Others	[-1.0%]

Idea 15 Service Areas – Core Strength



Idea offers 3G services on its own spectrum in all its 8 Leadership Service Areas and launched its 4G services in 6 service areas till Mar'16.

Idea offers 3G services on its own spectrum in UPE, Delhi and HP. Launched its 4G services in Karnataka service area in Dec'15

■ # 1 Player ■ # 2 Player
■ # 3 Player ■ # 4 Player

8 Established Service Areas (Leadership)

Service Area	RMS Q3FY13 ¹	RMS Q3FY16 ¹	Rank ²	Spectrum Profile
Kerala	34.3%	42.2%	1	2G/3G/4G
M.P.	33.7%	42.0%	1	2G/3G/4G
Maharashtra	27.3%	32.9%	1	2G/3G/4G
UP (W)	27.0%	31.6%	1	2G/3G
Haryana	22.7%	27.3%	2	2G/3G/4G
Punjab	20.8%	27.2%	2	2G/3G/4G
A.P.	18.9%	24.3%	2	2G/3G/4G
Gujarat	18.4%	22.6%	2	2G/3G
Total	25.4%	31.1%	1	

- 41% of India Mobility Revenue and 67.5% of Idea Revenue
- Idea Incremental RMS @51.6%

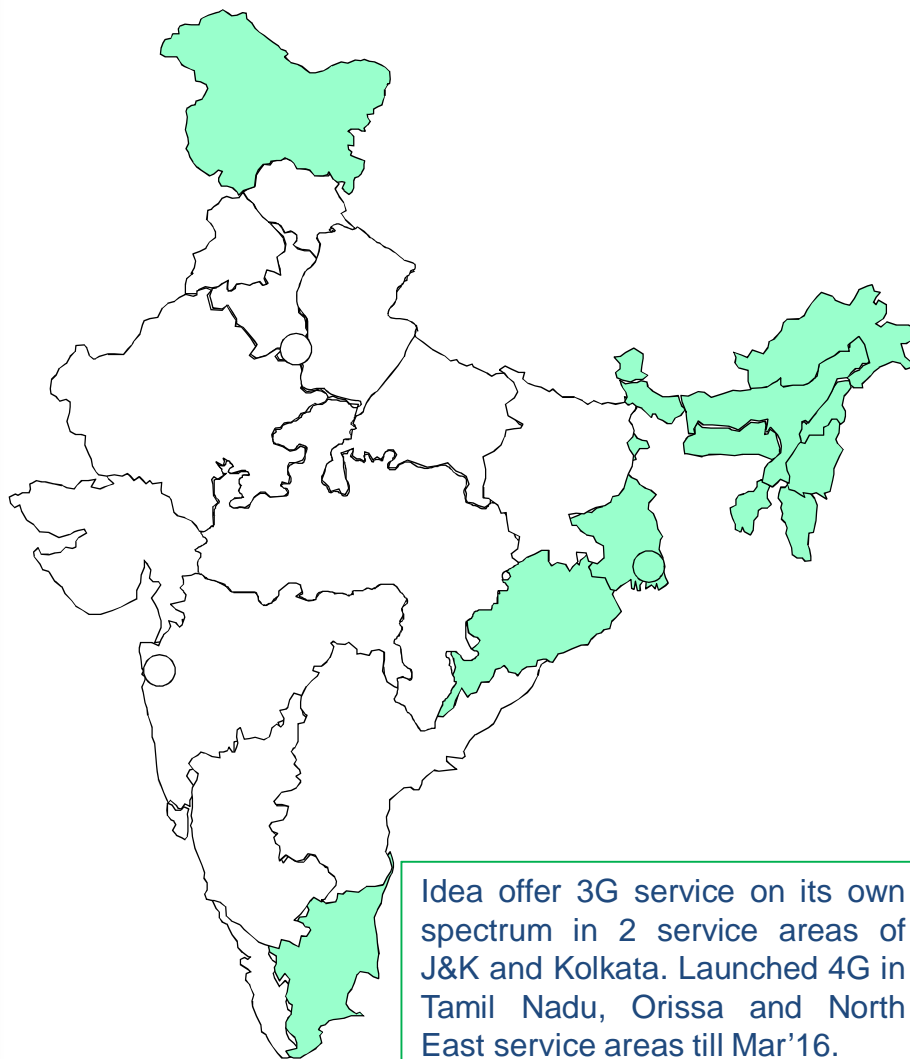
7 Other Established Service Areas

Service Area	RMS Q3FY13 ¹	RMS Q3FY16 ¹	Rank ²	Spectrum Profile
Bihar	9.9%	14.3%	2	2G
H.P.	9.1%	13.4%	2	2G/3G
UPE	12.2%	14.0%	3	2G/3G
Rajasthan	11.0%	13.1%	3	2G
Delhi	10.9%	12.6%	3	2G/3G
Karnataka	9.4%	11.0%	4	2G/4G
Mumbai	8.5%	10.8%	4	2G
Total	10.1%	12.5%	3	

- 39.2% of India Mobility Revenue and 25.8% of Idea Revenue
- Idea Incremental RMS @20%

¹ Source: TRAI revenue for UAS and Mobile licenses only.
² Based on Q3FY16 revenue market share from TRAI report

Idea 7 New Service Areas - Emerging Opportunity



Idea offer 3G service on its own spectrum in 2 service areas of J&K and Kolkata. Launched 4G in Tamil Nadu, Orissa and North East service areas till Mar'16.

- Idea launched services during FY10 in 7 new service areas; combined RMS of 6.4%¹ in Q3FY16
- Idea won back 5 MHz spectrum in 1800 MHz frequency auction in Nov'12 (6.25 MHz in West Bengal) in these service areas (post cancellation of licenses by Supreme Court)
- Idea won 3G Spectrum (2100 MHz) in J&K (May 2010) and Kolkata (March 2015)
- Idea won 4G (on LTE platform) capable 1800 MHz spectrum) for Northeast circle in Feb'14 auction and for Tamil Nadu and Orissa circles in Mar'15 auction
- Leverage synergies of pan India operations i.e. roaming, NLD, Ad spend, common Network & IT elements
- Q4FY16 EBITDA loss at Rs. 1.2bn. (FY16 EBITDA loss at Rs. 6.4 Bn)

7 New Service Areas				
Service Area	RMS Q3FY13 ¹	RMS Q3FY16 ¹	Rank ²	Spectrum Profile
West Bengal	4.6%	9.4%	3	2G
J & K	3.3%	6.7%	5	2G/3G
North East	3.1%	4.4%	5	2G/4G
Kolkata	4.3%	7.0%	6	2G/3G
Tamil Nadu	2.7%	5.9%	6	2G/4G
Assam	2.4%	4.8%	6	2G
Orissa	3.9%	5.7%	7	2G/4G
Total	3.3%	6.4%	5	

- 19.8% of India Mobility Revenue and 6.7% of Idea Revenue
- Idea Incremental RMS @19.8%

Idea Improved Spectrum Profile

post Feb'14 and Mar'15 Auction



Circles	Current Spectrum Profile (in MHz)					Capability to Offer		
	900	1800 GSM	1800 LTE	2100	Total	GSM	3G	LTE
Maharashtra	9	4	5.0*	5	23	✓	✓✓	✓
Kerala	6		10	5	21	✓	✓	✓✓
M.P.	7.4	2	5	5	19.4	✓	✓✓	✓
Punjab	5.6	3	5.0*	5	18.6	✓	✓	✓
Haryana	6	1	5.0*	5	17	✓	✓	✓
Andhra Pradesh	5	1	5	5	16	✓	✓	✓
HP		4.4	4.8**	5	14.2	✓	✓	✓***
Delhi	5	8.6			13.6	✓	✓	✗
UP (W)	5	2.2**		5	12.2	✓	✓	✗
Gujarat	5	1.6		5	11.6	✓	✓	✗
Tamil Nadu		6.4	5		11.4	✓	✗	✓
UP (E)		6.2		5	11.2	✓	✓	✗
Karnataka	5	1	5		11	✓	✗	✓
North East		6.0**	5.0*		11	✓	✗	✓
J&K		5		5	10	✓	✓	✗
Kolkata		5		5	10	✓	✓	✗
Orissa		5	5		10	✓	✗	✓
Mumbai		6.4			6.4	✓	✗	✗
West Bengal		6.25			6.25	✓	✗	✗
Rajasthan		6.2			6.2	✓	✗	✗
Bihar		5.65			5.65	✓	✗	✗
Assam		5			5	✓	✗	✗
Total Spectrum	59	91.9	59.8	60	270.7			
Number of markets where Idea can deploy						22	13+2 [#]	10+1 [#]
Industry Revenue Contribution %						100%	60%	50%
Idea Revenue Contribution %						100%	79%	62%

3G

- Idea won own 3G spectrum in 13 service areas including Delhi (900 MHz - Feb'14) and Kolkata (2100 MHz - Mar'15)
- Offering 3G services in 21 service areas including 3G ICR arrangements with other operators

4G

- launched 4G services in 10 service areas till Mar'16 through spectrum acquired in Feb'14 and Mar'15. Idea's 4G services covers 116 Mn Indians, covering 21% of overall population in these 10 service areas.
- Liberalized GSM spectrum in 16 out of 22 service areas
- Out of the total Spectrum Holding of 270.7 MHz, Idea acquired 237.1 MHz through auctions and remaining 33.6 MHz is administratively allocated. Spectrum commitment till date of Rs. 483.6 bn (\$ 7.3 bn)

Mobile Data – The Next Opportunity



912.1 Mn Indians on Mobile Voice (VLR subs) – Penetration of 72.0%



332 Million
Internet users Penetration: 32.0%



312 Million
Wireless Internet users Penetration 30.9%



120 Million
Indian Mobile Broadband users –11.8% of wireless subs



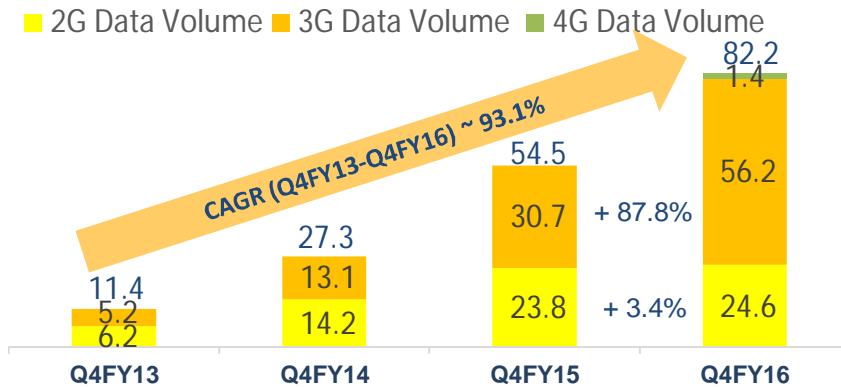
3x subscribers

Limited Internet Penetration coupled with aggressive data network infrastructure expansion by Telcos augurs well for internet penetration in the country

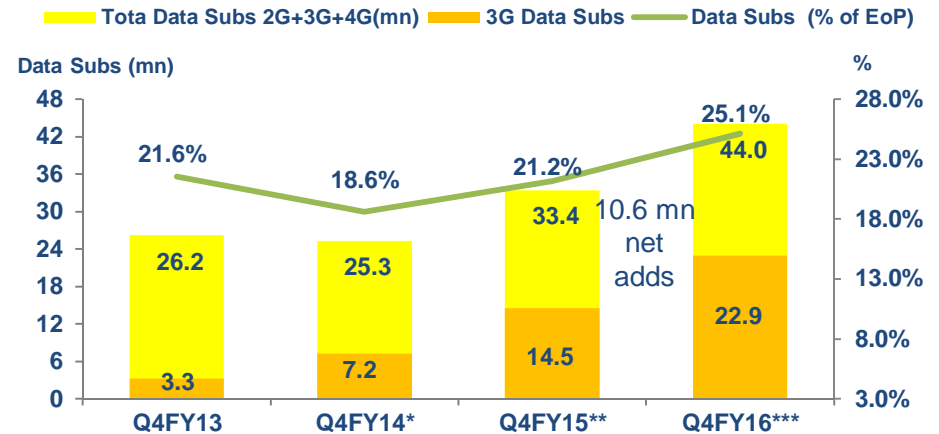
Idea – Growing Data Business



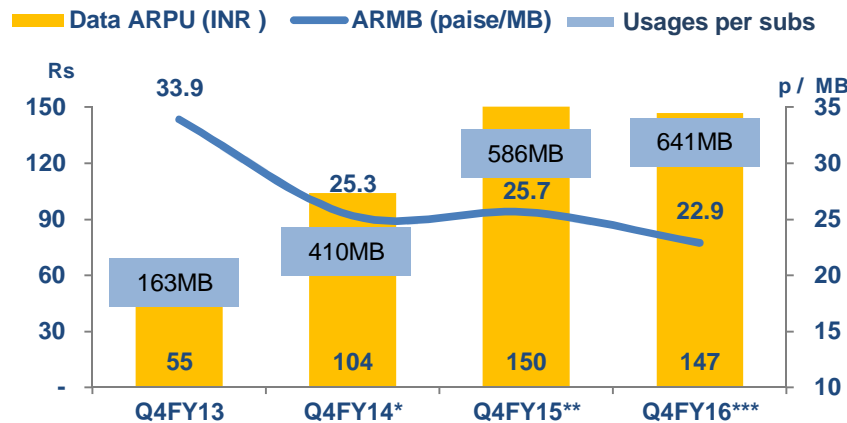
Strong Data Volume Growth (bn MB)



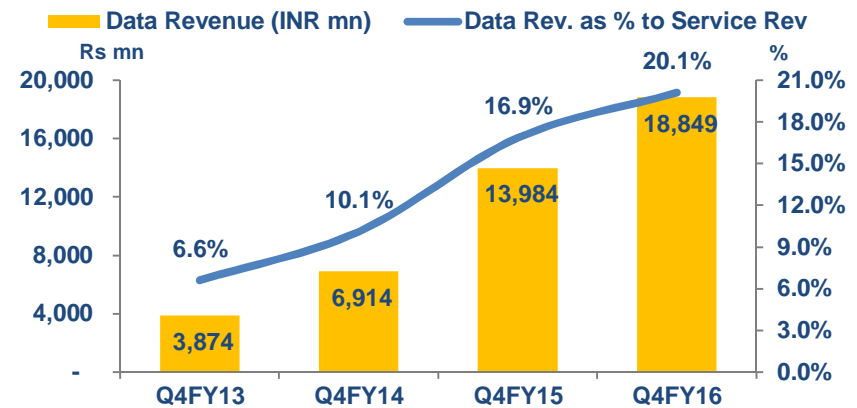
Improving Data Adoption



Improving Data ARPU (for Data Subs)

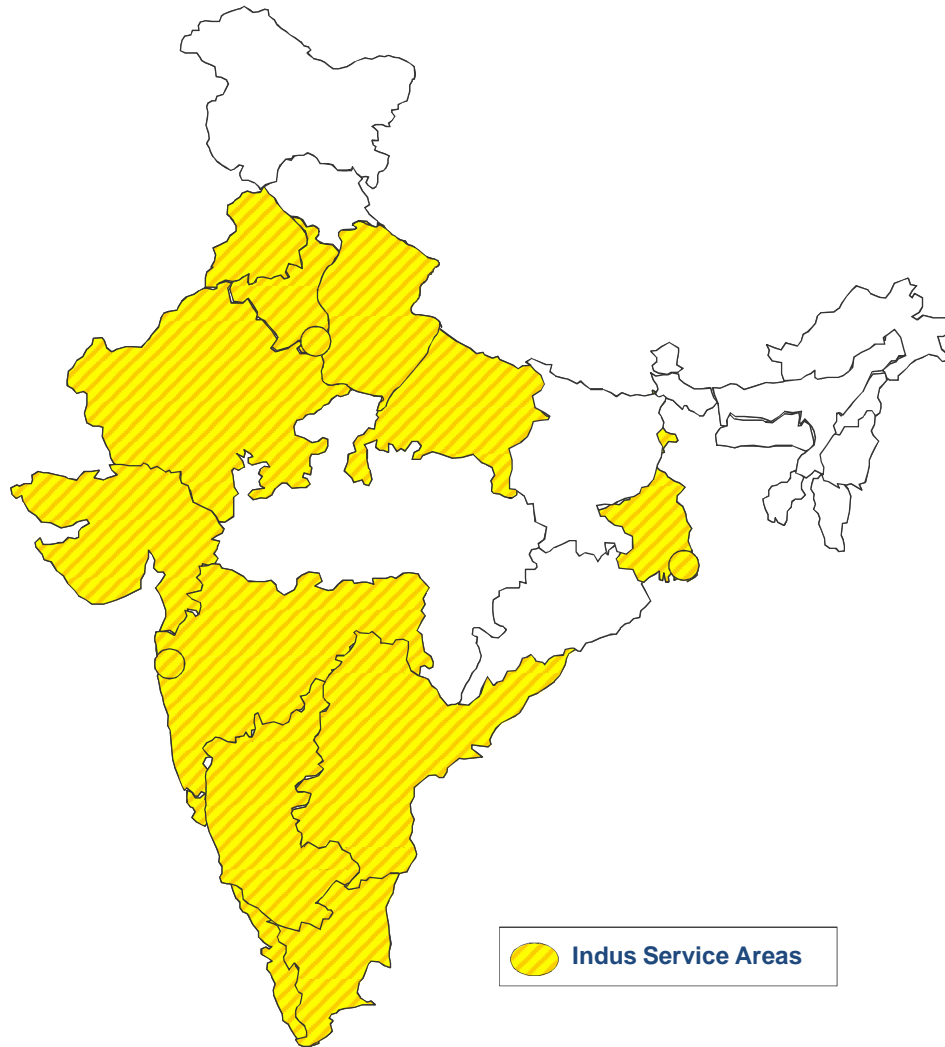


Improving Data Revenue Contribution

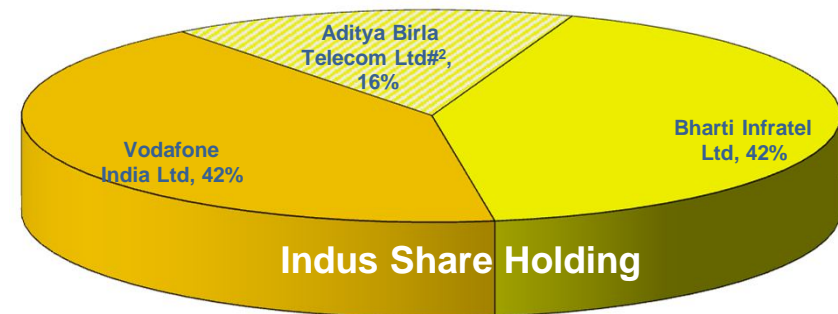


With 87% of Revenue Coverage by its own Mobile Broadband Spectrum on 3G/ 4G Idea is Competitively Placed to Capture the Emerging Mobile Data Opportunity

Idea - The Indus & Tower Advantage



- Indus Provides passive tower infrastructure services in 15 service areas
- Indus Leading independent tower company in the world with around 119,881 towers and tenancy ratio of 2.25 (as of March 31, 2016)
- Top 3 Indian Mobile Operators are promotor of Indus, combined revenue market share of three shareholders is 73.6%⁽¹⁾
- Idea own 9,744 towers with tenancy of 1.66, besides Indus stake
- Idea benefits by reduced capex, speed to market, and embedded value of shareholding


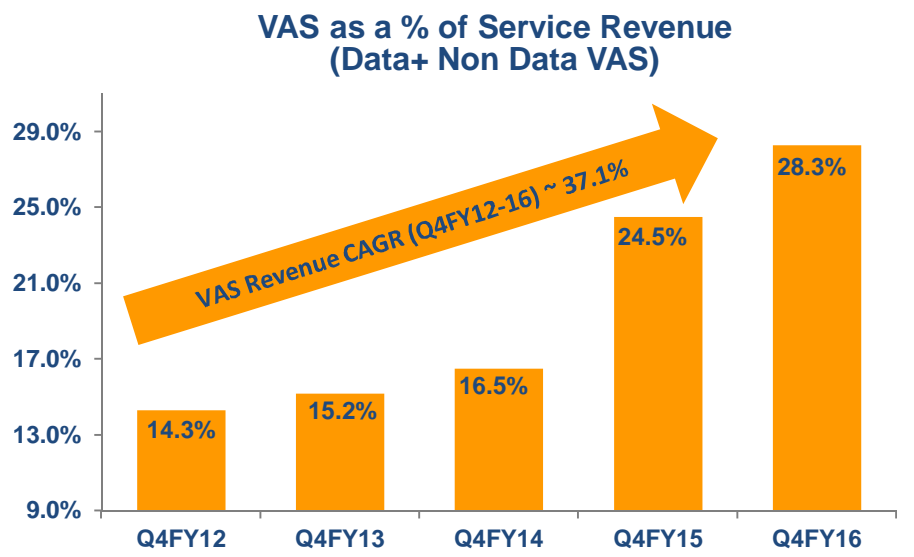
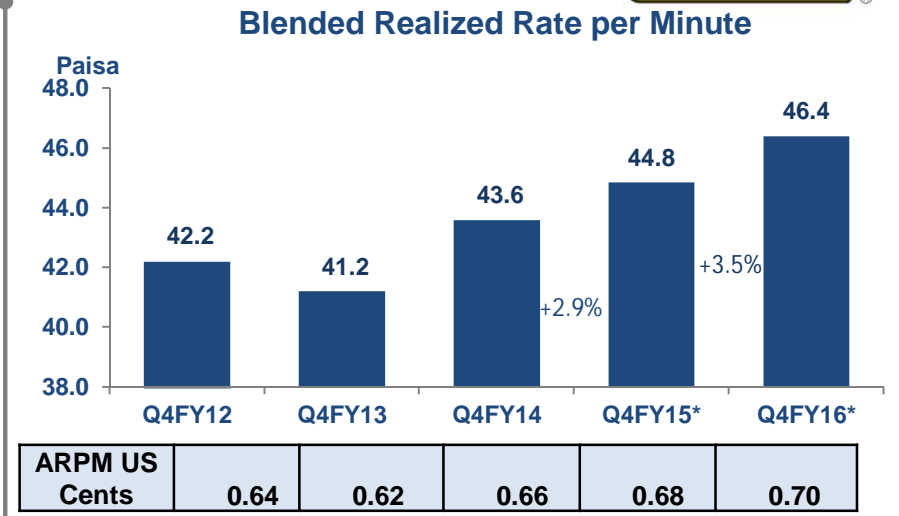
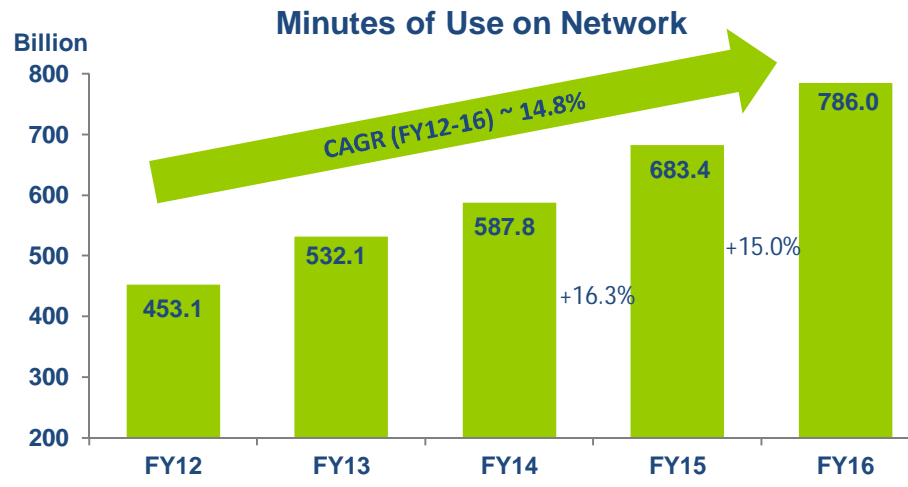


A Subsidiary of Idea Cellular Ltd.

¹TRAI Q3FY16 revenue for UAS and Mobile licenses only.

²Providence Equity Partners, through its affiliates has invested INR 20,982mn in ABTL through Compulsorily Convertible Preference Shares, convertible into equity shares representing 30.3% of the total equity share capital of ABTL post conversion of these CCPS, which in turn reflects Providence Equity Partners' beneficial equity interest in Indus Towers of 4.85% as of March 31, 2016.

Idea - Key Operating Trends

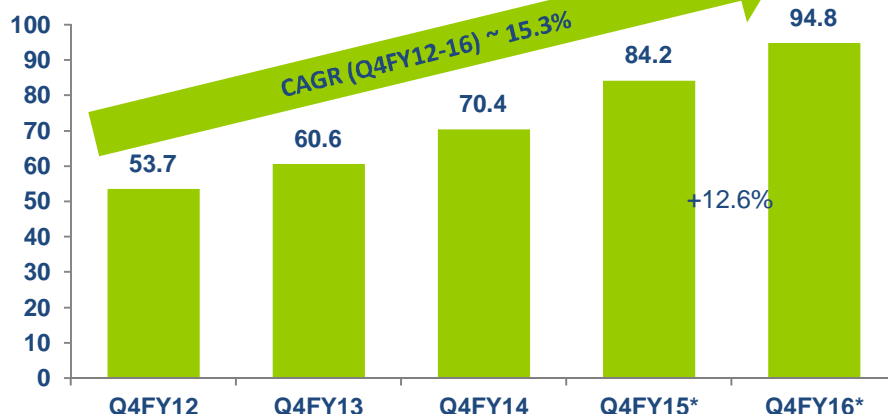


Idea - Quarterly Financial Trending (Consolidated)



INR Bn

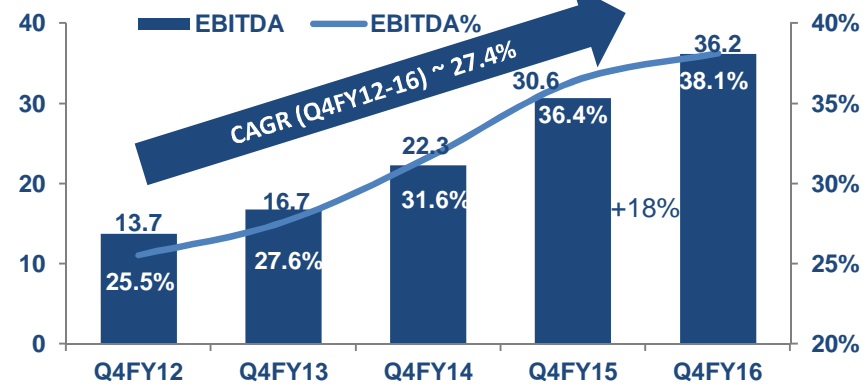
Growth in Revenue



\$ mn	810	914	1,062	1,270	1,430
-------	-----	-----	-------	-------	-------

INR Bn

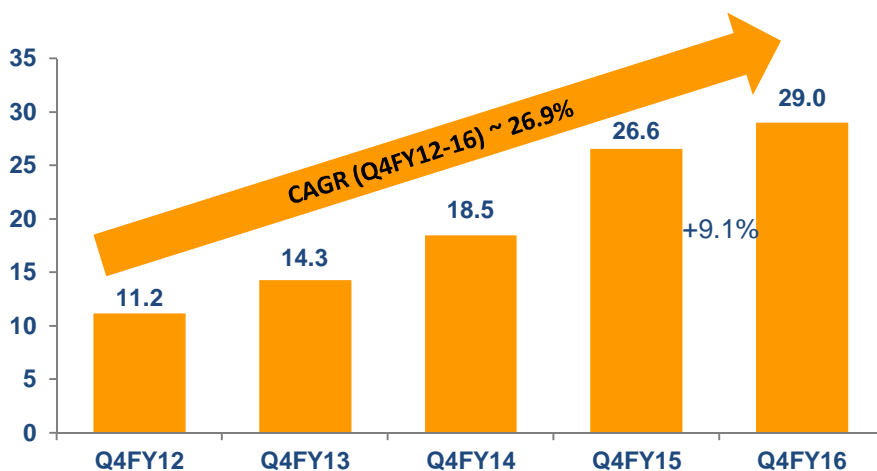
Growth in EBITDA



\$ mn	207	252	336	462	545
-------	-----	-----	-----	-----	-----

INR Bn

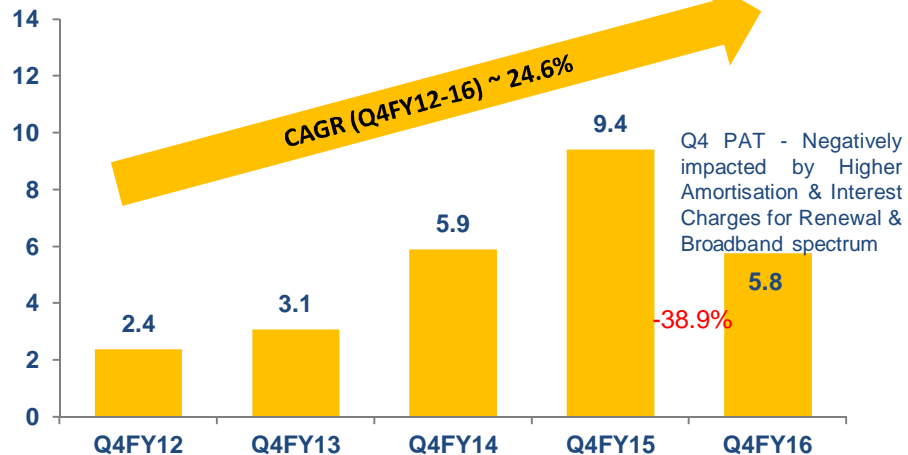
Growth in Cash Profits⁽¹⁾



\$ mn	169	215	279	401	437
-------	-----	-----	-----	-----	-----

INR Bn

Net Profits



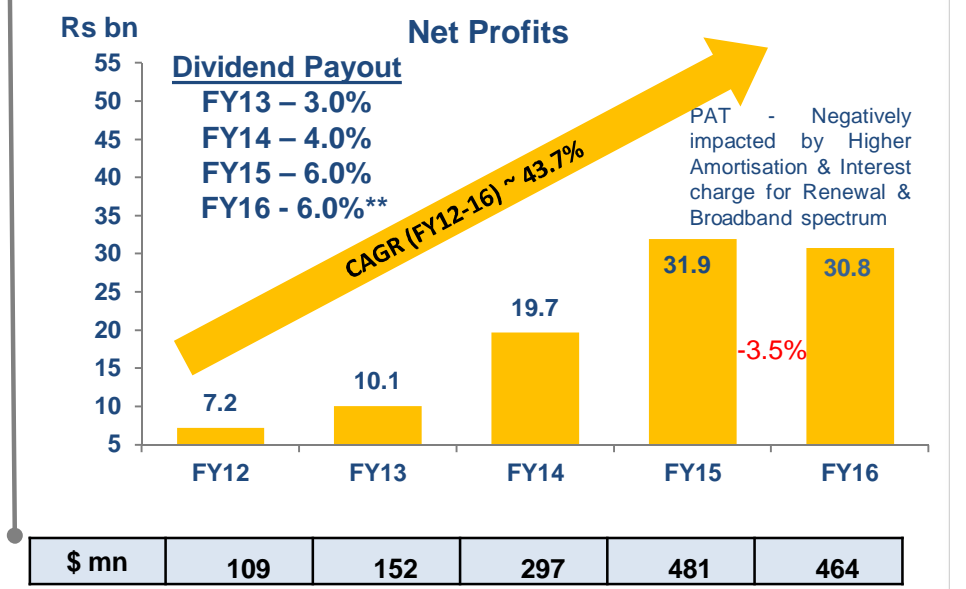
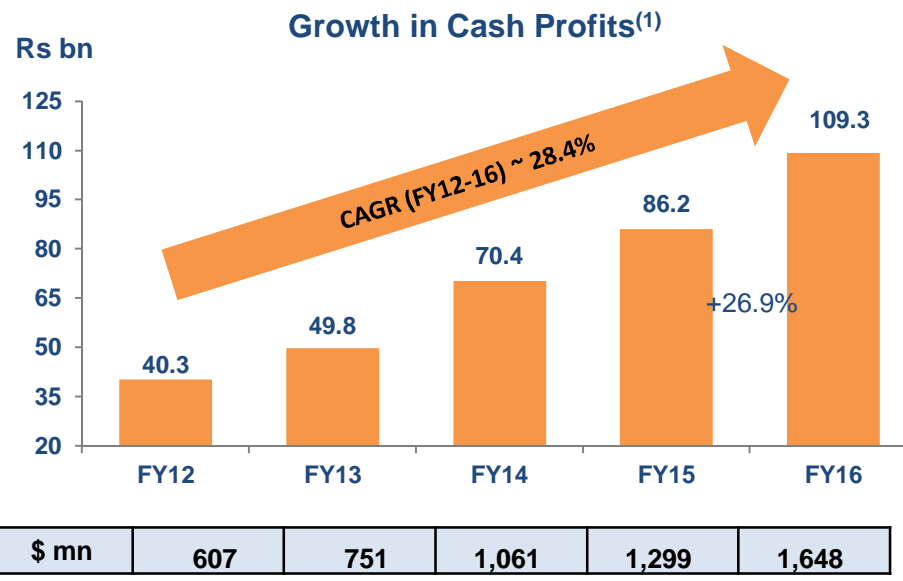
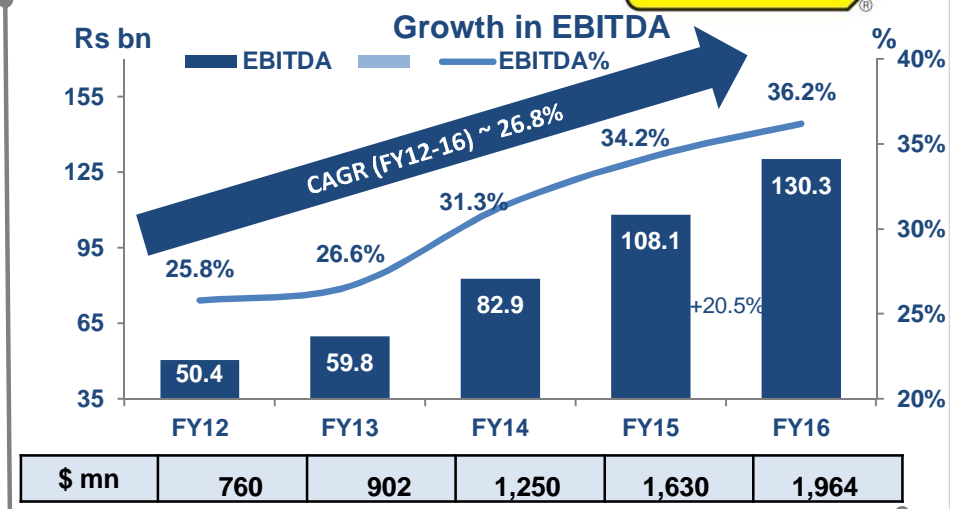
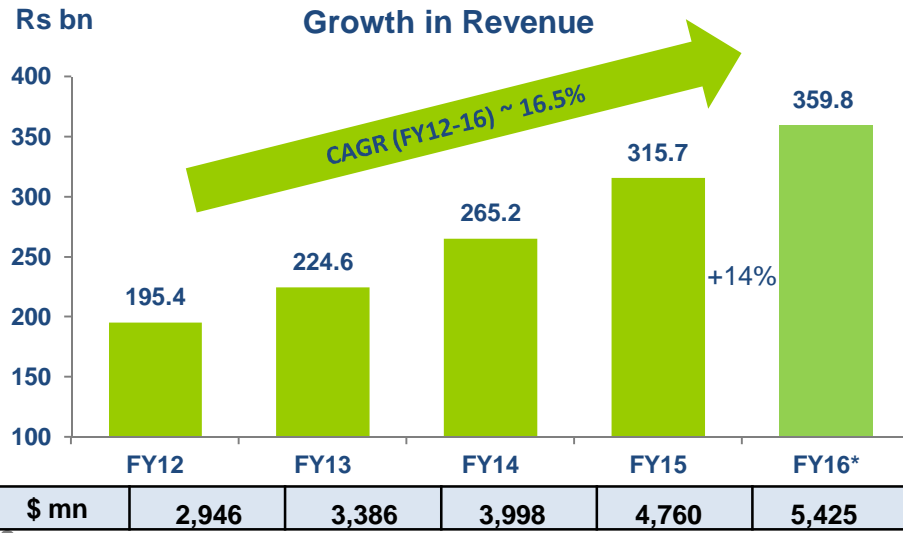
\$ mn	36	46	89	142	87
-------	----	----	----	-----	----

*Q4FY16 revenue is negatively impacted due to reduction in IUC and Roaming charges as well as increase in Service Tax rate

¹ Cash profit is calculated as sum of PAT, Depreciation & Amortisation charge, charge on account of ESOPs and Deferred Tax, for the relevant period

USD 1 = INR 66.33, RBI Ref rate as of March 31, 2016

Idea - Annual Financial Trending (Consolidated)



¹ Cash profit is calculated as sum of PAT, Depreciation & Amortisation charge, charge on account of ESOPs and Deferred Tax, for the relevant period

*FY16 revenue is negatively impacted due to reduction in IUC, Roaming charges and increase in Service Tax rate

**Dividend for FY16 is recommended by board, It is yet to be approved by Shareholders in AGM.

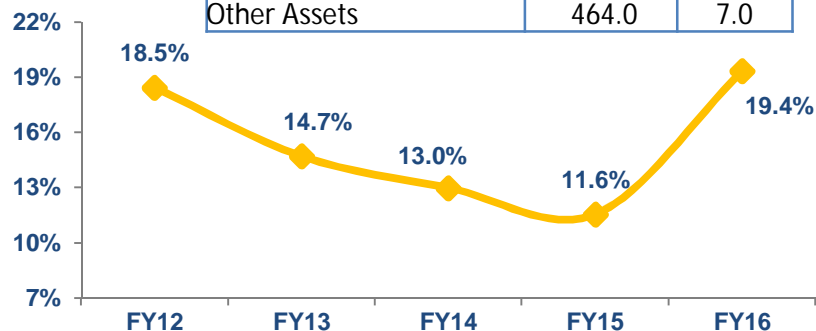
Key Financial Ratios (1)



Investment Efficiency

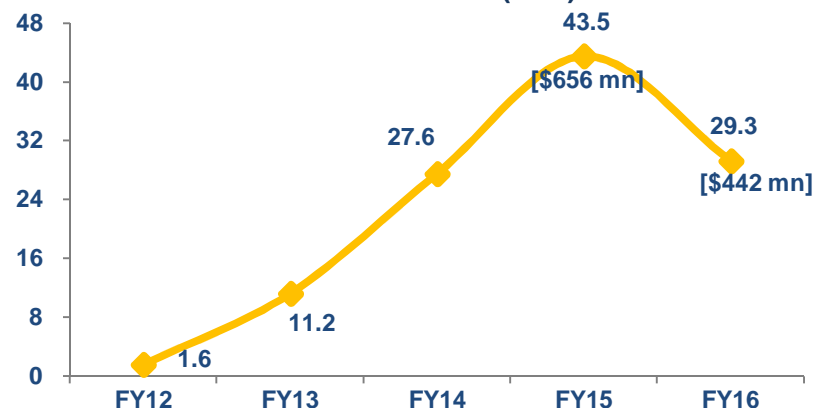
Capex⁽²⁾ to Revenue ratio

As of March 31, 2016	(Rs bn)	USD bn
Gross Block+ CWIP	984.5	14.8
Value of Spectrum	520.5	7.8
Other Assets	464.0	7.0



INR bn

Free Cash Flow (FCF)

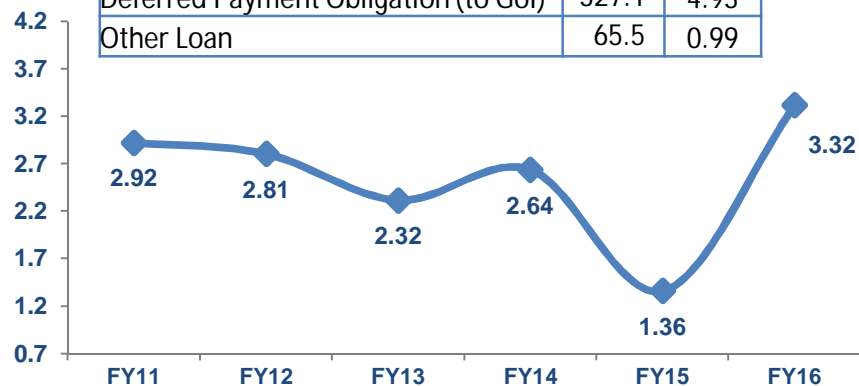


FCF = EBIT * (1 - Effective Tax rate) + Depreciation + Amortisation - Capex Excluding spectrum commitments/payouts and exchange loss/gain capitalised/ decapitalised

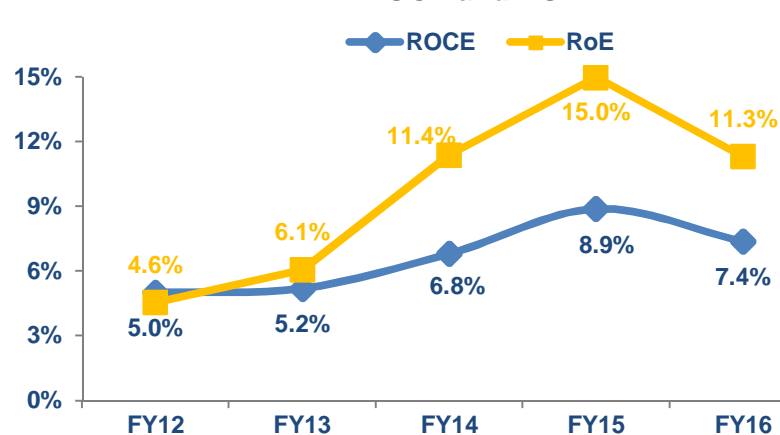
Balance Sheet Strength

Net Debt to EBITDA

As of March 31, 2016	(Rs bn)	USD bn
Net Debt	392.6	5.92
Deferred Payment Obligation (to GoI)	327.1	4.93
Other Loan	65.5	0.99



ROCE and ROE

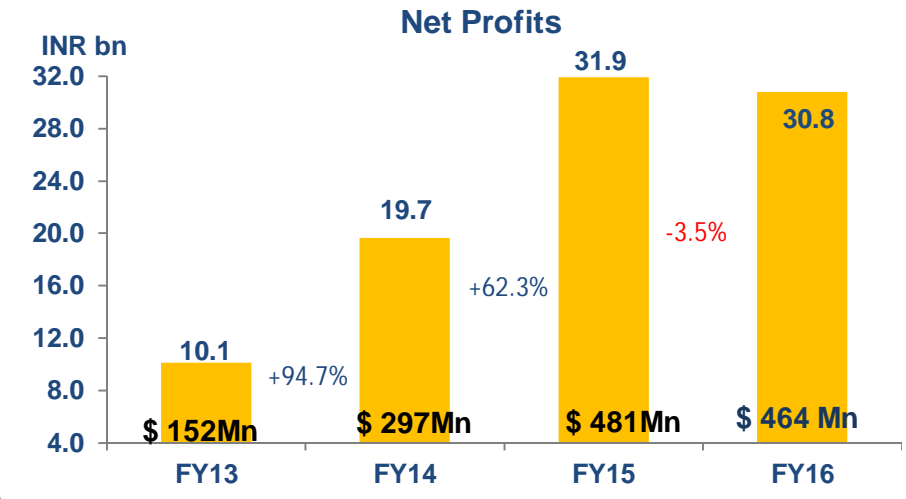
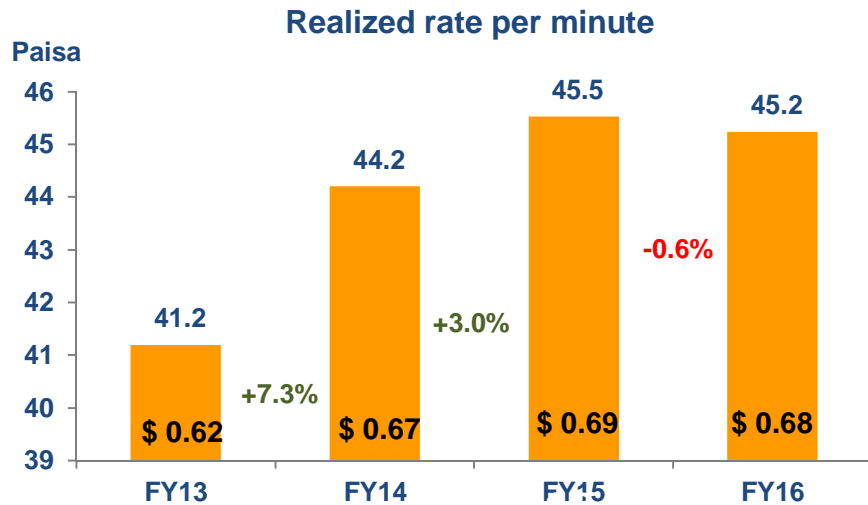
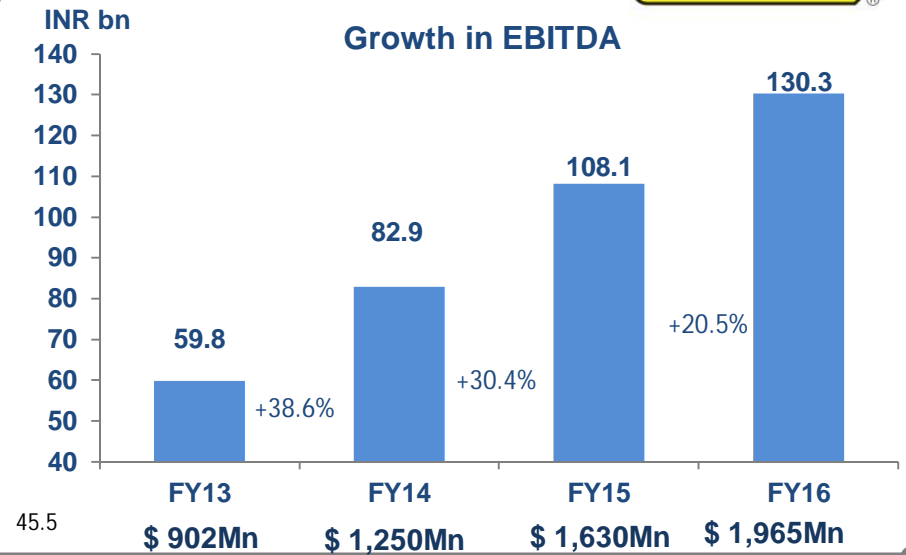
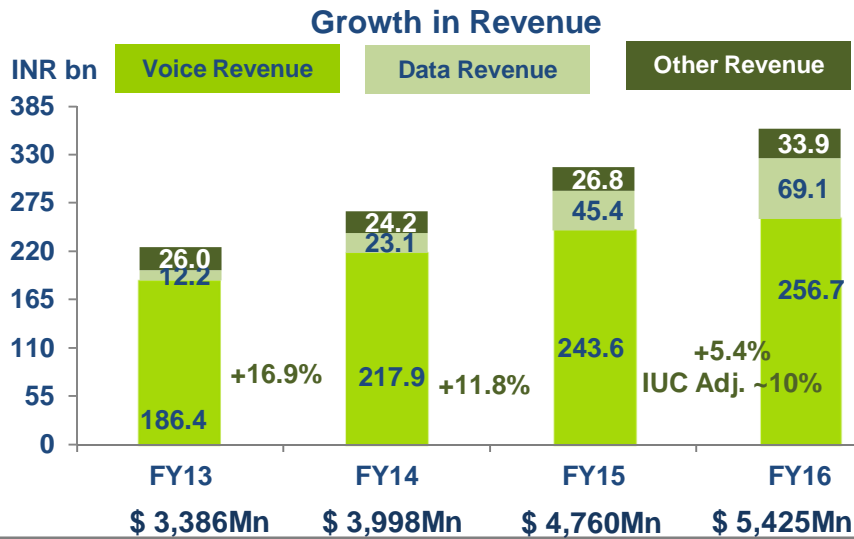




Appendix



Recent Financial Trends



Idea – Key Capabilities & Strengths



Wide Cellular Network

- Covers ~ 988 mn Indians, network extended to ~390,997 Towns & Villages on GSM as well as covers ~348 mn Indians on 3G and ~116 mn Indians on 4G.
- ~115,500 km of Fiber & ~7,200 2G+3G fibre POPs serve as data network backbone
- Earnest drive to reduce carbon footprint – solar-powered cell sites, lower plastic usage
- Work closely with global partners – Ericsson, Nokia Siemens, Cisco, IBM, Huawei & ZTE, etc.

Deep & Innovative Sales Distribution

- Idea's unique distribution model ensures ~151 outlets per 100K population
- ~ 1.5 Million Transacting Retailers serviced by ~ 33,762 Distributors
- ~ 1,046,000 'Data Selling Outlets' sell Idea data recharges and products (2G+3G)mm
- ~ 7.9 Million Idea Postpaid base served through extensive retail & enterprise direct / indirect distribution

Idea – Key Capabilities & Strengths



Growing Data Business

- ~ 44 Million data users on 2G EDGE, 3G HSPA and 4G LTE services
- ~22.9 Million subscribers use 3G mobile data out of ~175.1 Million total subscriber base
- ~60.4Mn Idea subscribers own 3G devices but only 30.5 mn use 3G platform (Voice+Data)

Customer Centric Service

- ~ 12,500 call center agents handle ~ 1.28 Million customer calls per day
- ~7,000 Idea service stores in formats adapted to large, small and rural towns
- Significant online investments to service customers via Emails, Website and Social Networks
- Idea leads MNP Net Adds – 17.7Mn (as on March 31, 2016)– with around 1 in 4 'port-out customers' choosing Idea
- Launched National MNP services effective from July 03, 2015

Idea – Key Capabilities & Strengths



Strong IT Processes & Support

- Modern Prepaid Vtop-Up system & Pan-India Postpaid billing system BSCS IX
- Large Siebel based pan-India Prepaid and Postpaid CRM deployment
- High emphasis on sales automation through advanced Dealer Sales Mgmt. application
- Advanced Analytics through proprietary Business Intelligence & Analytics applications
- Work closely with global partners – IBM, Cisco, Wipro, SAS, etc.

Idea Talent Pool

- 17,500+ Idea Cellular employees based out of 167 offices spread across 22 service areas
- Additionally, 4,300+ Rural Prepaid sales executives engaged through a subsidiary
- Work in an open & performance driven culture with cross-functional synergy and innovation focus
- Voluntary participation in central & regional Corporate Social Responsibility programs initiated for those in need

Idea – Some Recent Awards & Recognitions



Corporate Awards

- Idea Cellular awarded as the winner of the prestigious India Business Leader Awards (IBLA) by CNBC, for the category 'Outstanding Company of the Year'
- Amity Corporate Excellence Award 2015 for "Customer Connect and Engagement in Telecom sector"
- Idea Cellular, voted by Investor as one of India's Best Companies in a Poll conducted by Finance Asia. Idea appeared in 5 out of 6 categories in Top 4 Indian rankings across industries 2015.
- Idea received Voice & Data Telecom Leadership Awards 2014 under the Leadership Recognition

Brand Awards

- Idea won the prestigious ET Telecom Awards 2016 for Idea Internet Network (IIN) campaign
- Idea awarded 'Pitch Top 50 Brands' Award 2015, under the category 'Bottom of the Pyramid'
- Idea received two awards by Frost & Sullivan Asia Pacific ICT Awards 2015 for a) Mobile Data Service Provider of the Year and b) Most Innovative Telecom Service Provider of the Year
- ET Telecom Awards 2014: Winner of Best Enterprise Product category and Best Marketing Campaign for No Ullu Banaoing
- Aegis Graham Bell Award 2013 for Best Brand Campaign
- At EFFIES 2013: 2 Golds, 1 Silver & 1 Bronze for Honey Bunny, Telephone Exchange, and 'What an Idea' series of campaigns

HR Awards

- Idea recognized as among "Top 25 Best Companies to Work For Awards 2016" by Business Today
- Rated as the 'Best Place to Work' in the Indian telecom sector at the Asia Business Awards 2013
- India's Best Companies to Work for Study 2013 ranked Idea as the 'Best in Class within Telecom Sector in 2013'

Idea Brand Philosophy



Transforming Indian consumers' life through Mobile Telephony

www.idealife.com General information no. 98470 12345

NETWORK FOR PEOPLE WHO LIVE ONLINE

Idea 4G LTE

NOW IN YOUR CITY

Idea

An idea can change your life

ADITYA BIRLA GROUP

www.idealife.com General information no. 97020 12345

Download My Idea App.

Recharge with ₹ 1* and get up to 1GB mobile internet.

Idea

BILL PAYMENT
SPECIAL OFFERS
RECHARGE
NEW CONNECTION

Available on Android, IOS, Windows and Blackberry App Store. Post Paid Offer also available. Conditions Apply.

An Idea can change your life

ADITYA BIRLA GROUP

Change cities, not your number.

#NoGoodbyes with Idea.

Switch to Idea, India's No. 1* MNP operator.

Idea

8349487285

MUMBAI MADURAI

An idea can change your life

*As on June 2015. Conditions apply.

ADITYA BIRLA GROUP

Presenting Idea EasyShare.

Now India shares, India cares.

Know more

Idea

100 MB

EASY SHARE

An idea can change your life

ADITYA BIRLA GROUP

Idea Internet Network

The greatest place to learn

Idea

ADITYA BIRLA GROUP

चुनाव के वक़्त, नो उल्लू बनाविं

आइडिया इंटरनेट ऑल इंडिया

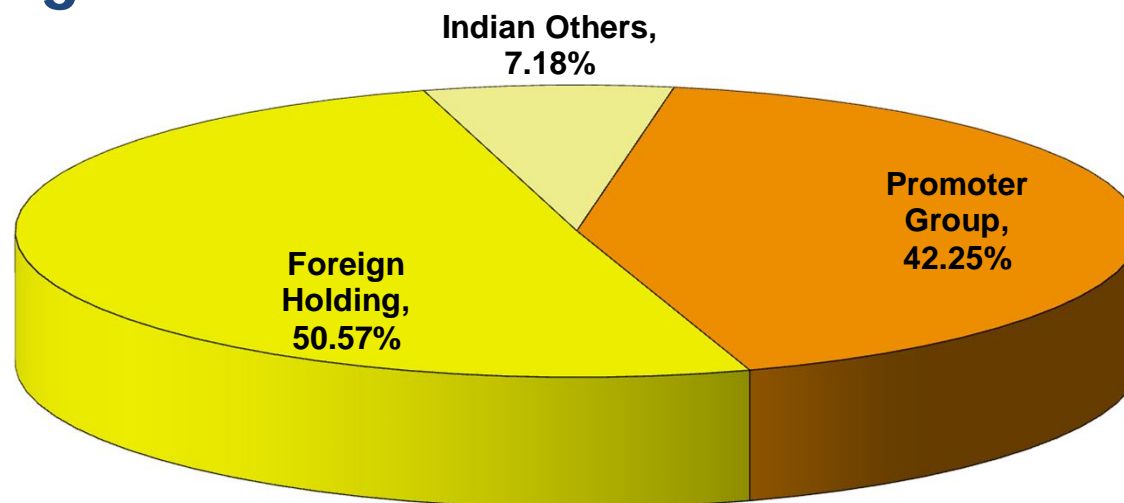
Idea

आइडिया जो बदल से आपकी दुनिया

ADITYA BIRLA GROUP

Shareholding

As on 31 Mar'16



PROMOTERS' HOLDING

ADITYA BIRLA NUVO LIMITED	23.26%
BIRLA TMT HOLDINGS PRIVATE LIMITED	7.88%
HINDALCO INDUSTRIES LIMITED	6.34%
GRASIM INDUSTRIES LTD	4.75%
Kumar Mangalam Birla	0.01%

TOP 5 PUBLIC SHAREHOLDERS

AXIATA INVESTMENTS 1 (INDIA) LTD.	12.91%
AXIATA INVESTMENTS 2 (INDIA) LTD.	6.87%
P5ASIA INVESTMENTS (MAURITIUS) LTD	6.81%
NATIONAL WESTMINSTER BANK PLC AS DEPOSITARY OF FIRST STATE ASIA PACIFIC LEADERS	3.12%
EUROPACIFIC GROWTH FUND	2.19%

Aditya Birla Group



Our Businesses



Our Brands



- ❑ A leading business conglomerate and one of the India's most respected business groups
- ❑ Global player in aluminum, copper, carbon black, viscose staple fiber and chemicals; A leading Indian player in cement, telecom, branded apparel and financial services
- ❑ Strong confidence of all stakeholders, lenders, and vendors and ability to attract and retain talent

Board Members



Mr. Kumar Mangalam Birla – Chairman (Non-Executive)

- Mr. Kumar Mangalam Birla is the Chairman of Idea and Aditya Birla Group. He chairs the Boards of the major Group Companies in India and globally. Mr. Birla took over as Chairman of the Group in 1995. As Chairman, Mr. Birla has taken the Aditya Birla Group to an altogether higher growth trajectory. In the 17 years that he has been at the helm of the Group, he has accelerated growth, built a meritocracy and enhanced stakeholder value.
- Holds an MBA and is a Chartered Accountant



Mr. Arun Thiagarajan – Independent Director

- Mr. Arun Thiagarajan is served as part-time Non-Executive Independent Chairman of ING Vysya Bank Limited. Mr. Thiagarajan was the Managing Director of Asea Brown Boveri Ltd. from 1994 till 1998. He was also the Vice Chairman of Wipro Ltd. in 1999 and had also held the position of President of Hewlett-Packard India Pvt. Ltd. in 2001-02. He sits as an Independent Director on the Board of various Companies in India.
- Holds a masters degree in Engineering and graduated in Business Administration & Information Systems



Mrs. Rajashree Birla – Non-Executive Director

- Mrs. Rajashree Birla is the Chairperson of Aditya Birla Centre for Community Initiatives and Rural Development . She is also a Director on the Board of the major Group Companies. Mrs. Birla oversees the Groups social and welfare driven work across 30 companies. Mrs. Birla was conferred the Padma Bhushan by the Government of India for her exemplary contribution in the area of social work.
- Arts graduate from Loretto College at Calcutta



Ms. Tarjani Vakil – Independent Director

- Ms. Tarjani Vakil retired as the Chairperson and Managing Director of Export Import Bank of India. She was the first lady to head a Financial Institution in India. Ms. Vakil has 40 years of experience in the field of Finance and Banking. She sits as an Independent Non-Executive Director on the Board of various Companies in India.
- Holds a Masters Degree in Arts



Mr. Himanshu Kapania - Managing Director

- Mr. Himanshu Kapania is a 18-year-veteran of Indian telecom industry and has over 30 years of rich experience across Automobile, Durables & Office Automation industries in Sales & Marketing, Operations and P&L Leadership roles. He is also the Chairman of the Cellular Operators Association of India.
- He is an Electronics & Electrical Engineer and a Post Graduate in Management, from India Institute of Management, Bangalore.



Mr. Mohan Gyani – Independent Director

- Mr. Mohan Gyani has a considerable telecommunication and GSM-based industry experience. He was earlier President and CEO of AT&T Wireless Mobility Group. He was also the CFO of AirTouch Communications. Mr. Gyani serves on the Boards of Keynote Systems, Roamware Inc., Safeway Inc., Ruckus Wireless Inc.
- Holds a B.A. and M.B.A.



Ms. Madhabi Puri Buch – Independent Director

- Ms. Madhabi Puri Buch is currently the Chairperson of InnoVen Capital India, an Indian Venture debt arm of Temasek Holdings. She also served as Director Operations at Greater Pacific Capital LLP. Previously, she was the CEO of ICICI Securities and prior to that she was a director on the Board of ICICI Bank, looking after its Global Markets business covering treasury solutions as well as the Bank's operations and credit committees. She has a wide experience in Finance and Banking.
- Holds B.Sc. (Hons) in Mathematics and Economics and an M.B.A



Dr. Shridhir Sariputta Hansa Wijayasuriya – Non-Executive Director

- Dr. Shridhir Sariputta Hansa Wijayasuriya is the Group Chief Executive of Dialog Axiata Srilanka. He has over 17 years of experience in technology related business management. He also serves on the Boards of various subsidiaries of the Axiata Group. Dr. Wijayasuriya is a past Chairman of GSM Asia Pacific – the regional interest group of the GSM Association .
- Holds an Engineering Degree (Electrical and Electronics), M.B.A. and Ph.D. in Digital Mobile Communications

Board Members



Mr. R.C. Bhargava – Independent Director

- Mr. R.C. Bhargava served in Indian Administrative Services and has held the post of Joint Secretary in the Ministry of Energy and in the Cabinet Secretariat. He retired in 1997 as the Managing Director of Maruti Suzuki India Ltd. & presently is a Non-Executive Chairman of Maruti Suzuki India Ltd. He has vast experience in Administrative Services and General Management. He sits as an Independent Director on several Boards in India.
- Holds an M.Sc. in Mathematics and M.A. in Developmental Economics and is an IAS (Retd)



Mr. Sanjeev Aga – Non -Executive Director

- Mr. Sanjeev Aga served as the Managing Director of Idea for the period November 1, 2006 to March 31, 2011. Mr. Aga earlier held position of Managing Director of Aditya Birla Nuvo Ltd. and has held senior positions in Asian Paints Ltd., Chellarams (Nigeria) and Jenson & Nicholson. He has also held position of CEO of Mattel Toys and position of Managing Director of Blow Plast Ltd. He sits as an Independent Director on the Board of various Companies in India
- Holds B.Sc. (Hons) in Physics and M.B.A



Mr. P. Murari – Independent Director

- Mr. P. Murari has served in Indian Administrative Service and held several senior positions with the Government of India, the last being Secretary to the President of India until August, 1992. Mr. Murari currently serves as an Advisor to the President of FICCI. He has vast experience in Administrative Services and General Management. He sits as an Independent Director on several Boards in India.
- Holds M.A. in Economics and is an IAS (Retd.)

Management Team



Akshaya Moondra

- **Chief Financial Officer, aged 52 years**
 - CA and Licentiate CS with over 27 years of industry experience
 - Joined ABG in August 1986 at Grasim. Worked with ABG in Thailand in Pulp & Fibre, Chemicals and Acrylic Fibre Businesses from 1989 to June 2008. Joined Idea in July 2008; telecom experience of around 7 yrs



Anil K Tandan

- **Chief Technology Officer, aged 66 years**
 - Served in the Indian Army in the Corps of Signals for 30 years before joining the industry. Has an M.Tech from IIT Kharagpur, Post Graduate in Management from AIMA and has attended the Advanced Management Program at Harvard Business School.
 - Joined Idea in January 2001; telecom experience of around 14 yrs



Prakash K Paranjape

- **Chief Information Technology Officer, aged 57 years**
 - Engineering graduate from Pune University with around 33 years of industry experience
 - Joined Idea in Sept. 2005 ; telecom experience of around 17 yrs



Rajat Mukarji

- **Chief Corp Affairs Officer, aged 62 years**
 - Graduate from St Stephen's College, Delhi and Diploma in International Marketing Management from Delhi with around 29 years of industry experience.
 - Joined Idea in Jan. 1996 ; telecom experience of around 19 yrs



Rajesh Srivastava

- **Chief Commercial Officer, aged 60 years**
 - B.Sc.(Hons) from Delhi University & Engineering graduate from Indian Institute of Science, Bangalore with around 38 years of experience across Telecom, FMCG, Hospitality, Manufacturing and Consulting.
 - Joined Idea in Nov. 2006 ; telecom experience of around 11 yrs



Ambrish Jain

- **Deputy Managing Director, aged 59 years**
 - B.Tech. from IIT Delhi and Post Graduation from Indian Institute of Management Ahmedabad with over 34 years of industry experience across Sales, Marketing and P&L Leadership roles
 - Joined Idea in October 2001 ; telecom experience of over 18 yrs



P Lakshminarayana

- **Chief Operating Officer, aged 55 years**
 - around 29 years of experience spanning FMCG and Telecom. Held senior positions in Sales, Marketing and General Management in organizations like ITC and Pepsi.
 - Joined Idea in Feb 2004 ; telecom experience of around 11 yrs



Sashi Shankar

- **Chief Marketing Officer, aged 56 years**
 - Chemical Engineering graduate and Management postgraduate in Marketing from S.P. Jain Institute of Management Research, Mumbai. Wide experience of 30 years across Sales , Marketing and P&L roles in FMCG, Durables and Telecom industries
 - Joined Idea in Sept. 2001; telecom experience of around 14 yrs



Navanit Narayan

- **Chief Service Delivery Officer, aged 50 years**
 - around 25 years experience in key positions at Indian & global organizations like Tata Steel, NSN and Wipro BPO. Held P&L positions and managed business turnaround & global start-ups. B.Sc. in Engg. followed by an MS from Northwestern University, USA and MBA from XLRI, Jamshedpur
 - .Joined Idea in Jan. 2008; telecom experience of around 7 yrs



Vinay Razdan

- **Chief Human Resources Officer, aged 49 years**
 - Commerce graduate from Delhi University and postgraduate degree in PM&IR from the XLRI, Jamshedpur with around 25 years of industry experience across organizations like ITC and HCL.
 - Joined Idea in Jan. 2006 ; telecom experience of around 9 yrs

Glossary



S. No.	Definitions/ Abbreviation	Description/Full Form
1	Incremental RMS	Is Incremental Revenue Market Share (RMS), calculated as change in absolute revenue for Idea divided by change in absolute revenue for Industry during the relevant period
2	Incremental VLR Market Share	Is Incremental Visitor Location Register (VLR) Market Share, calculated as change in absolute VLR subscribers for Idea divided by change in absolute VLR subscribers for Industry during the relevant period
4	ARPU (Average Revenue Per User)	Is calculated by dividing services revenue (exclusive of infrastructure and device revenues) for the relevant period by the average number of subscribers during the period. The result obtained is divided by the number of months in that period to arrive at the ARPU per month figure
5	Churn	Churn relates to subscribers who are removed from the EoP base for discontinuing to use the service of the company
6	Cash Profit	Is calculated as the summation of PAT, Depreciation and Amortisation, charge on account of ESOPs and Deferred Tax, for the relevant period
7	Free Cash Flow	Is calculated as EBIT less Tax at effective rate increased by Depreciation and Amortisation and reduced by Capex (excluding Spectrum commitment) for the relevant period
8	Capex	Is calculated as difference between the Gross Block and CWIP of relevant period, excluding spectrum commitments/payouts/interest capitalized to spectrum and Exchange loss/gain capitalised/ decapitalised.
9	Net Debt	Total loan funds reduced by cash and cash equivalents
10	RoCE (Return on Capital Employed)	ROCE is calculated as a) for the year PAT plus net Interest and Finance Cost Less Tax at effective rate divided by average capital employed for the year, b) for the quarter : PAT (excluding non-recurring income) net Interest and Finance Cost Less Tax at effective rate for the quarter is annualised and increased by non-recurring income and then divided by average capital employed for the quarter. Capital employed is taken as the average of opening and closing of Shareholders Funds and Net Debt reduced by the debit balance of P&L account (If any), for the respective period
11	RoE	ROE is calculated as a) for the year: PAT divided by average Shareholders Fund for the year, b) for the quarter : PAT (excluding non-recurring income) for the quarter is annualised and increased by non-recurring income and then divided by average Shareholders Funds for the quarter. Shareholders Fund is taken as the average of opening and closing of Shareholders Funds reduced by the debit balance of P&L account (If any), for the respective period
12	Effective Tax Rate	Is calculated as total tax charged to Profit and Loss Account divided by Profit Before Tax (PBT) for the relevant period
13	EoP	End of Period



Thank You