

INDEPENDENT AUDITOR'S REPORT

To the Members of Vodafone Idea Communication Systems Limited (Formerly known as Mobile Commerce Solutions Limited)

Report on the Audit of the Ind AS Financial Statements

Opinion

We have audited the accompanying Ind AS financial statements of Vodafone Idea Communication Systems Limited (Formerly known as Mobile Commerce Solutions Limited) ("the Company") which comprise the Balance sheet as at March 31, 2021, the Statement of Profit and Loss, including the Statement of Other Comprehensive Income, the Cash Flow Statement and the Statement of Changes in Equity for the year then ended, and notes to the financial statements, including a summary of significant accounting policies and other explanatory information.

In our opinion and to the best of our information and according to the explanations given to us, the aforesaid financial statements give the information required by the Companies Act, 2013, as amended ("the Act") in the manner so required and give a true and fair view in conformity with the accounting principles generally accepted in India, of the state of affairs of the Company as at March 31, 2021, its profit including other comprehensive income, its cash flows and the changes in equity for the year ended on that date.

Basis for Opinion

We conducted our audit of the Ind AS financial statements in accordance with the Standards on Auditing (SAs), as specified under section 143(10) of the Act. Our responsibilities under those Standards are further described in the 'Auditor's Responsibilities for the Audit of the Ind AS Financial Statements' section of our report. We are independent of the Company in accordance with the 'Code of Ethics' issued by the Institute of Chartered Accountants of India together with the ethical requirements that are relevant to our audit of the financial statements under the provisions of the Act and the Rules thereunder, and we have fulfilled our other ethical responsibilities in accordance with these requirements and the Code of Ethics. We believe that the audit evidence we have obtained is sufficient and appropriate to provide a basis for our audit opinion on the Ind AS financial statements.

Information Other than the Financial Statements and Auditor's Report Thereon

The Company's Board of Directors is responsible for the other information. The other information comprises the information included in the Annual report, but does not include the Ind AS financial statements and our auditor's report thereon.

Our opinion on the Ind AS financial statements does not cover the other information and we do not express any form of assurance conclusion thereon.

In connection with our audit of the Ind AS financial statements, our responsibility is to read the other information and, in doing so, consider whether such other information is materially inconsistent with the financial statements or our knowledge obtained in the audit or otherwise appears to be materially misstated. If, based on the work we have performed, we conclude that there is a material misstatement of this other information, we are required to report that fact.

The annual report is not made available to us as at the date of this auditor's report. We have nothing to report in this regard.

Responsibility of Management for the Ind AS Financial Statements

The Company's Board of Directors is responsible for the matters stated in section 134(5) of the Act with respect to the preparation of these Ind AS financial statements that give a true and fair view of the financial position, financial performance including other comprehensive income, cash flows and changes in equity of the Company in accordance with the accounting principles generally accepted in India, including the Indian Accounting Standards (Ind AS) specified under section 133 of the Act read with the Companies (Indian Accounting Standards) Rules, 2015, as amended. This responsibility also includes maintenance of adequate accounting records in accordance with the provisions of the Act for safeguarding of the assets of the Company and for preventing and detecting frauds and other irregularities; selection and application of appropriate accounting policies; making judgments and estimates that are reasonable and prudent; and the design, implementation and maintenance of adequate internal financial controls, that were operating effectively for ensuring the accuracy and completeness of the accounting records, relevant to the preparation and presentation of the Ind AS financial statements that give a true and fair view and are free from material misstatement, whether due to fraud or error.

In preparing the Ind AS financial statements, management is responsible for assessing the Company's ability to continue as a going concern, disclosing, as applicable, matters related to going concern and using the going concern basis of accounting unless management either intends to liquidate the Company or to cease operations, or has no realistic alternative but to do so.

Those Board of Directors are also responsible for overseeing the Company's financial reporting process.

Auditor's Responsibilities for the Audit of the Ind AS Financial Statements

Our objectives are to obtain reasonable assurance about whether the Ind AS financial statements as a whole are free from material misstatement, whether due to fraud or error, and to issue an auditor's report that includes our opinion. Reasonable assurance is a high level of assurance, but is not a guarantee that an audit conducted in accordance with SAs will always detect a material misstatement when it exists. Misstatements can arise from fraud or error and are considered material if, individually or in the aggregate, they could reasonably be expected to influence the economic decisions of users taken on the basis of these Ind AS financial statements.

As part of an audit in accordance with SAs, we exercise professional judgment and maintain professional skepticism throughout the audit. We also:

- Identify and assess the risks of material misstatement of the Ind AS financial statements, whether due to fraud or error, design and perform audit procedures responsive to those risks, and obtain audit evidence that is sufficient and appropriate to provide a basis for our opinion. The risk of not detecting a material misstatement resulting from fraud is higher than for one resulting from error, as fraud may involve collusion, forgery, intentional omissions, misrepresentations, or the override of internal control.
- Obtain an understanding of internal control relevant to the audit in order to design audit procedures that are appropriate in the circumstances. Under section 143(3)(i) of the Act, we are also responsible for expressing our opinion on whether the Company has adequate internal financial controls with reference to financial statements in place and the operating effectiveness of such controls.

- Evaluate the appropriateness of accounting policies used and the reasonableness of accounting estimates and related disclosures made by management.
- Conclude on the appropriateness of management's use of the going concern basis of accounting and, based on the audit evidence obtained, whether a material uncertainty exists related to events or conditions that may cast significant doubt on the Company's ability to continue as a going concern. If we conclude that a material uncertainty exists, we are required to draw attention in our auditor's report to the related disclosures in the financial statements or, if such disclosures are inadequate, to modify our opinion. Our conclusions are based on the audit evidence obtained up to the date of our auditor's report. However, future events or conditions may cause the Company to cease to continue as a going concern.
- Evaluate the overall presentation, structure and content of the Ind AS financial statements, including the disclosures, and whether the Ind AS financial statements represent the underlying transactions and events in a manner that achieves fair presentation.

We communicate with those charged with governance regarding, among other matters, the planned scope and timing of the audit and significant audit findings, including any significant deficiencies in internal control that we identify during our audit.

We also provide those charged with governance with a statement that we have complied with relevant ethical requirements regarding independence, and to communicate with them all relationships and other matters that may reasonably be thought to bear on our independence, and where applicable, related safeguards.

Report on Other Legal and Regulatory Requirements

1. As required by the Companies (Auditor's Report) Order, 2016 ("the Order"), issued by the Central Government of India in terms of sub-section (11) of section 143 of the Act we give in the "Annexure 1" a statement on the matters specified in paragraphs 3 and 4 of the Order.
2. As required by Section 143(3) of the Act, we report that:
 - (a) We have sought and obtained all the information and explanations which to the best of our knowledge and belief were necessary for the purposes of our audit;
 - (b) In our opinion, proper books of account as required by law have been kept by the Company so far as it appears from our examination of those books;
 - (c) The Balance Sheet, the Statement of Profit and Loss including the Statement of Other Comprehensive Income, the Cash Flow Statement and Statement of Changes in Equity dealt with by this Report are in agreement with the books of account;
 - (d) In our opinion, the aforesaid Ind AS financial statements comply with the Accounting Standards specified under Section 133 of the Act, read with Companies (Indian Accounting Standards) Rules, 2015, as amended;
 - (e) On the basis of the written representations received from the directors as on March 31, 2021 taken on record by the Board of Directors, none of the directors is disqualified as on March 31, 2021 from being appointed as a director in terms of Section 164 (2) of the Act;
 - (f) With respect to the adequacy of the internal financial controls with reference to these Ind AS financial statements and the operating effectiveness of such controls, refer to our separate Report in "Annexure 2" to this report;

S.R. BATLIBOI & ASSOCIATES LLP

Chartered Accountants

- (g) In our opinion, the managerial remuneration for the year ended March 31, 2021 has been paid / provided by the Company to its directors in accordance with the provisions of section 197 read with Schedule V to the Act;
- (h) With respect to the other matters to be included in the Auditor's Report in accordance with Rule 11 of the Companies (Audit and Auditors) Rules, 2014, as amended in our opinion and to the best of our information and according to the explanations given to us:
 - i. The Company has disclosed the impact of pending litigations on its financial position in its Ind AS financial statements – Refer Note 28 to the Ind AS financial statements;
 - ii. The Company did not have any long-term contracts including derivative contracts for which there were any material foreseeable losses
 - iii. There were no amounts which were required to be transferred to the Investor Education and Protection Fund by the Company.

For S.R. Batliboi & Associates LLP
Chartered Accountants
ICAI Firm Registration Number: 101049W/E300004



per Nilangshu Katriar
Partner

Membership Number: 58814
UDIN: 21058814AAAABH1859

Place: Mumbai
Date: June 28, 2021

Annexure 1 referred to in paragraph 1 under Report on Other Legal and Regulatory Requirements of our report of even date

Re: Vodafone Idea Communication Systems Limited (Formerly known as Mobile Commerce Solutions Limited)

- (i) The Company does not have any fixed assets and accordingly the requirements under clause 3(i) (a), (b) and (c) of the order are not applicable to the Company.
- (ii) The inventory has been physically verified by the management during the year. In our opinion, the frequency of verification is reasonable. No material discrepancies were noticed on such physical verification.
- (iii) (a) The Company has granted loans that are re-payable on demand to two companies covered in the register maintained under section 189 of the Companies Act, 2013. In our opinion and according to the information and explanations given to us, the terms and conditions of the grant of such loans are not prejudicial to the company's interest.

(b) The Company has granted loans that are re-payable on demand, to these companies covered in the register maintained under section 189 of the Companies Act, 2013. We are informed that the company has not demanded repayment of any such loan during the year, and thus, there has been no default on the part of the parties to whom the money has been lent. The payment of interest has been regular.

(c) There are no amounts of loans granted to companies listed in the register maintained under section 189 of the Companies Act, 2013 which are overdue for more than ninety days.
- (iv) In our opinion and according to the information and explanations given to us, the Company has complied with the provisions of Sections 185 and 186 of the Act in respect of grant of loans, making investments and providing guarantees and securities, as applicable.
- (v) The Company has not accepted any deposits within the meaning of sections 73 to 76 of the Act and the Companies (Acceptance of Deposits) Rules, 2014 (as amended). Accordingly, the provisions of clause 3(v) of the Order are not applicable.
- (vi) To the best of our knowledge and as explained, the Central Government has not specified the maintenance of cost records under clause 148(1) of the Act, for the products / services of the Company.
- (vii) (a) The Company is regular in depositing with appropriate authorities undisputed statutory dues including income-tax, goods and service tax, cess and other statutory dues applicable to it. The provisions relating to provident fund, employee's state insurance, sales tax, service tax, duty of custom, duty of excise and value added tax are not applicable to the Company.

(b) According to the information and explanations given to us, no undisputed amounts payable in respect of income tax, good and service tax, duty of custom, cess and other statutory dues were outstanding, at the year end, for a period of more than six months from the date they became payable.

(c) According to the information and explanations given to us, there are no dues of goods and service tax and cess which have not been deposited on account of any dispute. The particulars of value added tax and sales tax as at March 31, 2021 which have not been deposited on account of a dispute, are as follows –

S.R. BATLIBOI & ASSOCIATES LLP

Chartered Accountants

Name of Statute	Nature of Dues	Amount (Rs. In thousands)	Period to which the amount relates	Forum where Dispute is Pending
The Central Sales Tax Act, 1956	Central Sales Tax	3,360	2014-15	Special Commissioner, Trade & Taxes Department
The Central Sales Tax Act, 1956	Central Sales Tax	429	2012-2014	Additional Commissioner Commercial Taxes (Appeal)
The Central Sales Tax Act, 1956	Central Sales Tax	28,828	2012-14	Joint Commissioner of Commercial Taxes
The Central Sales Tax Act, 1956	Central Sales Tax	649	2013-2014 & 2015-16	Joint Commissioner of Commercial Taxes Appeals
The Central Sales Tax Act, 1956	Central Sales Tax	1,356	2015-16	Assistant officer of Commercial Taxes
The Central Sales Tax Act, 1956	Central Sales Tax	900	2015-16	Appellate Deputy Commissioner
Delhi Value Added Tax Act, 2004	Value Added Tax	31,713	2012-2013	Additional Commissioner (Appeals)
Delhi Value Added Tax Act, 2004	Value Added Tax	351	2014-2016 & 2016-2018	Commercial Tax officer
Maharashtra Value Added Tax Act, 2002	Value Added Tax	9,463	2012-2014	Joint Commissioner of Sales Tax (Appeals)
Kerala Value Added Tax Act, 2003	Value Added Tax	608	2013-2014	Deputy Commissioner of Commercial Taxes (Appeal)
West Bengal Value Added Tax Act, 2003	Value Added Tax	309	2015-16	Joint Commissioner of Commercial Taxes Appeals
Kerala Value Added Tax Act, 2003	Value Added Tax	266	2014-15 & 2016-17	State Tax Officer
Uttar Pradesh Value Added Tax Act 2008	Value Added Tax	360	2013-14	Assistant Commissioner of Commercial Taxes
Uttar Pradesh Value Added Tax Act 2008	Value Added Tax	131	2013-14	Additional Commissioner Commercial Taxes (Appeal)
The Finance Act, 1994	Service Tax	41,256	2018-19	Principle Commissioner
The Finance Act, 1994	Service Tax	14,219	2018-19	Commissioner (Appeals)
The Custom Act, 1962	Custom Duty	8,148	2019-21	Commissioner of Custom (appeal)

Of the above cases, total amount deposited in respect of Sales Tax and Value added Tax is Rs. 8,063 (In thousands) and Custom Duty is Rs. 8,148 (In thousands).

S.R. BATLIBOI & ASSOCIATES LLP

Chartered Accountants

- (viii) The Company did not have any outstanding loans or borrowings due in respect of a financial institution or bank or to government or dues to debenture holders during the year.
- (ix) According to the information and explanations given by the management, the Company has not raised any money by way of initial public offer or further public offer or debt instruments and term loans, hence reporting under clause (ix) is not applicable to the Company and not commented upon.
- (x) Based upon the audit procedures performed for the purpose of reporting the true and fair view of the financial statements and according to the information and explanations given by the management, we report that no fraud by the company or no fraud on the Company by the officers and employees of the Company has been noticed or reported during the year.
- (xi) According to the information and explanations given by the management, the managerial remuneration has been paid in accordance with the requisite approvals mandated by the provisions of section 197 read with Schedule V to the Companies Act, 2013.
- (xii) In our opinion, the Company is not a nidhi company. Therefore, the provisions of clause 3(xii) of the Order are not applicable to the Company and hence not commented upon.
- (xiii) According to the information and explanations given by the management, transactions with the related parties are in compliance with section 177 and 188 of Companies Act, 2013 where applicable and the details have been disclosed in the notes to the financial statements, as required by the applicable accounting standards.
- (xiv) According to the information and explanations given to us and on an overall examination of the balance sheet, the Company has not made any preferential allotment or private placement of shares or fully or partly convertible debentures during the year under review and hence, reporting requirements under clause 3(xiv) are not applicable to the Company and, not commented upon.
- (xv) According to the information and explanations given by the management, the Company has not entered into any non-cash transactions with directors or persons connected with him as referred to in section 192 of the Act.
- (xvi) According to the information and explanations given to us, the provisions of section 45-IA of the Reserve Bank of India Act, 1934 are not applicable to the Company.

For S.R. Batliboi & Associates LLP

Chartered Accountants

ICAI Firm Registration Number: 101049W/E300004


per Nilangshu Katriar

Partner

Membership Number: 58814

UDIN: 21058814AAAABH1859

Place: Mumbai

Date: June 28, 2021

Annexure 2 to the Independent Auditor's report of even date on the Ind AS Financial Statements of Vodafone Idea Communication Systems Limited (Formerly known as Mobile Commerce Solutions Limited)

Report on the Internal Financial Controls under Clause (i) of Sub-section 3 of Section 143 of the Companies Act, 2013 ("the Act")

We have audited the internal financial controls over financial reporting of Vodafone Idea Communication Systems Limited (Formerly known as Mobile Commerce Solutions Limited) ("the Company") as of March 31, 2021 in conjunction with our audit of the Ind AS financial statements of the Company for the year ended on that date.

Management's Responsibility for Internal Financial Controls

The Company's Management is responsible for establishing and maintaining internal financial controls based on the internal control over financial reporting criteria established by the Company considering the essential components of internal control stated in the Guidance Note on Audit of Internal Financial Controls Over Financial Reporting issued by the Institute of Chartered Accountants of India. These responsibilities include the design, implementation and maintenance of adequate internal financial controls that were operating effectively for ensuring the orderly and efficient conduct of its business, including adherence to the Company's policies, the safeguarding of its assets, the prevention and detection of frauds and errors, the accuracy and completeness of the accounting records, and the timely preparation of reliable financial information, as required under the Companies Act, 2013.

Auditor's Responsibility

Our responsibility is to express an opinion on the Company's internal financial controls over financial reporting with reference to these Ind AS financial statements based on our audit. We conducted our audit in accordance with the Guidance Note on Audit of Internal Financial Controls Over Financial Reporting (the "Guidance Note") and the Standards on Auditing as specified under section 143(10) of the Companies Act, 2013, to the extent applicable to an audit of internal financial controls and, both issued by the Institute of Chartered Accountants of India. Those Standards and the Guidance Note require that we comply with ethical requirements and plan and perform the audit to obtain reasonable assurance about whether adequate internal financial controls over financial reporting with reference to these Ind AS financial statements was established and maintained and if such controls operated effectively in all material respects.

Our audit involves performing procedures to obtain audit evidence about the adequacy of the internal financial controls over financial reporting with reference to these Ind AS financial statements and their operating effectiveness. Our audit of internal financial controls over financial reporting included obtaining an understanding of internal financial controls over financial reporting with reference to these Ind AS financial statements, assessing the risk that a material weakness exists, and testing and evaluating the design and operating effectiveness of internal control based on the assessed risk. The procedures selected depend on the auditor's judgement, including the assessment of the risks of material misstatement of the financial statements, whether due to fraud or error.

We believe that the audit evidence we have obtained is sufficient and appropriate to provide a basis for our audit opinion on the internal financial controls over financial reporting with reference to these Ind AS financial statements.

S.R. BATLIBOI & ASSOCIATES LLP

Chartered Accountants

Meaning of Internal Financial Controls Over Financial Reporting with Reference to these Ind AS Financial Statements

A company's internal financial control over financial reporting with reference to these Ind AS financial statements is a process designed to provide reasonable assurance regarding the reliability of financial reporting and the preparation of Ind AS financial statements for external purposes in accordance with generally accepted accounting principles. A company's internal financial control over financial reporting with reference to these Ind AS financial statements includes those policies and procedures that (1) pertain to the maintenance of records that, in reasonable detail, accurately and fairly reflect the transactions and dispositions of the assets of the company; (2) provide reasonable assurance that transactions are recorded as necessary to permit preparation of financial statements in accordance with generally accepted accounting principles, and that receipts and expenditures of the company are being made only in accordance with authorizations of management and directors of the company; and (3) provide reasonable assurance regarding prevention or timely detection of unauthorized acquisition, use, or disposition of the company's assets that could have a material effect on the financial statements.


Inherent Limitations of Internal Financial Controls Over Financial Reporting with Reference to these Ind AS Financial Statements

Because of the inherent limitations of internal financial controls over financial reporting with reference to these Ind AS financial statements, including the possibility of collusion or improper management override of controls, material misstatements due to error or fraud may occur and not be detected. Also, projections of any evaluation of the internal financial controls over financial reporting with reference to these Ind AS financial statements to future periods are subject to the risk that the internal financial control over financial reporting with reference to these Ind AS financial statements may become inadequate because of changes in conditions, or that the degree of compliance with the policies or procedures may deteriorate.

Opinion

In our opinion, the Company has, in all material respects, adequate internal financial controls over financial reporting with reference to these Ind AS financial statements and such internal financial controls over financial reporting with reference to these Ind AS financial statements were operating effectively as at March 31, 2021, based on the internal control over financial reporting criteria established by the Company considering the essential components of internal control stated in the Guidance Note on Audit of Internal Financial Controls Over Financial Reporting issued by the Institute of Chartered Accountants of India.

For S.R. Batliboi & Associates LLP
Chartered Accountants
ICAI Firm Registration Number: 101049W/E300004


per Nilangshu Katriar
Partner

Membership Number: 58814
UDIN: 21058814AAAABH1859

Place: Mumbai
Date: June 28, 2021

VODAFONE IDEA COMMUNICATION SYSTEMS LIMITED
(Formerly known as Mobile Commerce Solutions Limited)
Financial Statements
For the year ended March 31, 2021

Vodafone Idea Communication Systems Limited

(Formerly known as Mobile Commerce Solutions Limited)

Separate Financial Statements for the year ended March 31, 2021

(All amounts are in INR thousands, except per share data and unless stated otherwise)

Balance Sheet as at March 31, 2021

Particulars	Note	As at March 31, 2021	As at March 31, 2020
ASSETS			
Non-current assets			
Intangible assets	6	-	-
Financial assets			
Investment in subsidiary	7	252,300	252,300
Other non-current financial assets	8	1,908	1,908
Deferred tax assets (net)	34	5,547	-
Other non-current assets	9	35,450	27,367
Total non-current assets (A)		295,205	281,575
Current assets			
Inventories	10	5,804	25,004
Financial assets			
Trade receivables	11	97,701	92,475
Cash and cash equivalents	12	196,339	109,068
Bank balance other than cash and cash equivalents	13	2,233	2,136
Loan to related parties	14	1,342,500	1,220,000
Other current financial assets	15	2,570	3,720
Other current assets	16	49,731	71,684
Total current assets (B)		1,696,878	1,524,087
Total Assets (A+B)		1,992,083	1,805,662
EQUITY AND LIABILITIES			
Equity			
Equity share capital	17	4,052,632	4,052,632
Other equity	18	(2,118,489)	(2,315,985)
Total equity (A)		1,934,143	1,736,647
Liabilities			
Non-current liabilities			
Other non-current liabilities	19	3,913	-
Total non-current liabilities (B)		3,913	-
Current liabilities			
Financial liabilities			
Trade payables			
Total outstanding dues of micro enterprises and small enterprises	20	7	7
Total outstanding dues of creditors other than micro enterprises and small enterprises		48,609	67,540
Other current financial liabilities	21	20	70
Other current liabilities	22	5,391	1,398
Total current liabilities (C)		54,027	69,015
Total Equity and Liabilities (A+B+C)		1,992,083	1,805,662

The accompanying notes are an integral part of the Financial Statements

As per our report of even date

For S.R. Batliboi & Associates LLP

Chartered Accountants

ICAI Firm Registration No: 101049W/E300004

Nilangshu Katriar

Nilangshu Katriar

Partner

Membership No.: 58814



For and on behalf of the Board of Directors of Vodafone Idea Communication Systems Limited

Avneesh Khosla

Avneesh Khosla

Managing Director

(DIN: 07775577)

Manoj Tibrewala

Manoj Tibrewala

Chief Financial Officer

Ambirish Jain

Ambirish Jain

Director

(DIN: 07068438)

Hari Gopalakrishnan

Hari Gopalakrishnan

Company Secretary



Place: Mumbai

Date: June 28, 2021

Place: Mumbai

Date: June 28, 2021

Vodafone Idea Communication Systems Limited

(Formerly known as Mobile Commerce Solutions Limited)

Separate Financial Statements for the year ended March 31, 2021

(All amounts are in INR thousands, except per share data and unless stated otherwise)

Statement of Profit and Loss for the year ended March 31, 2021

Particulars	Note	For the year ended March 31, 2021	For the year ended March 31, 2020
Income			
Service revenue		123,466	69,158
Sale of Trading Good (Includes amount referred in Note 36)		110,095	134,053
Other operating income	23	4,164	57,027
Revenue from operations		237,725	260,238
Other income	24	90,820	69,187
Total income		328,545	329,425
Operating Expenditure			
Purchase of stock-in-trade (Includes amount referred in Note 36)		69,589	105,337
Changes in inventories of work in progress, stock in trade and finished goods	25	19,200	14,050
Advertisement and business promotion expenditure		70	7,800
Other expenses	26	38,002	49,493
		126,861	176,680
Profit / (Loss) before finance costs, amortisation & tax		201,684	152,745
Finance costs	27	728	234
Amortisation	6	-	2
Profit / (Loss) before tax		200,956	152,509
Tax expense:			
- Current tax	33	9,007	-
- Deferred tax	34	(5,547)	-
Profit / (Loss) after tax for the year		197,496	152,509
Other comprehensive Income / (Loss) for the year, net of tax		-	-
Total comprehensive Income / (Loss) for the year		197,496	152,509
Earnings/(Loss) per equity share of ₹ 10 each:			
Basic (₹)	35	0.49	0.38
Diluted (₹)	35	0.49	0.38

The accompanying notes are an integral part of the Financial Statements

As per our report of even date

For S. R. Batliboi & Associates LLP

Chartered Accountants

ICAI Firm Registration No: 101049W/E300004

Nilangshu Katriar

Nilangshu Katriar

Partner

Membership No.: 58814



For and on behalf of the Board of Directors of Vodafone Idea Communication Systems Limited

Avneesh Khosla

Avneesh Khosla

Managing Director

(DIN: 07775577)

Manoj Tibrewala

Manoj Tibrewala

Chief Financial Officer

Amrish Jain

Amrish Jain

Director

(DIN: 07068438)

Hari Gopalakrishnen

Hari Gopalakrishnen

Company Secretary

Place: Mumbai

Date: June 28, 2021

Place: Mumbai

Date: June 28, 2021



Vodafone Idea Communication Systems Limited

(Formerly known as Mobile Commerce Solutions Limited)

Separate Financial Statements for the year ended March 31, 2021

(All amounts are in INR thousands, except per share data and unless stated otherwise)

Statement of Changes in Equity for the year ended March 31, 2021

A. Equity Share Capital:

Equity shares of ₹ 10 each issued, subscribed and fully paid

	Numbers	Amount
As at April 1, 2019	405,263,153	4,052,632
Issue of share capital	-	-
As at March 31, 2020	405,263,153	4,052,632
Issue of share capital	-	-
As at March 31, 2021	405,263,153	4,052,632

B. Other Equity:

Particulars	Securities premium	Retained earnings	Total
As at April 1, 2019	1,820,800	(4,289,294)	(2,468,494)
Profit/(Loss) for the year	-	152,509	152,509
As at March 31, 2020	1,820,800	(4,136,785)	(2,315,985)
Profit/(Loss) for the year	-	197,496	197,496
As at March 31, 2021	1,820,800	(3,939,289)	(2,118,489)

As per our report of even date

For S.R. Batliboi & Associates LLP

Chartered Accountants

ICAI Firm Registration No. 101120M/5700004


Nilangshu Katriar
Partner

Membership No.: 58814



For and on behalf of the Board of Directors of Vodafone Idea
Communication Systems Limited


Avneesh Khosla
Managing Director
(DIN:07775577)


Amrish Jain
Director
(DIN:07068438)



Manoj Tibrewala
Chief Financial Officer



Hari Gopalakrishnen
Company Secretary

Place: Mumbai

Date: June 28, 2021

Place: Mumbai

Date: June 28, 2021



Vodafone Idea Communication Systems Limited
(Formerly known as Mobile Commerce Solutions Limited)
Separate Financial Statements for the year ended March 31, 2021
(All amounts are in INR thousands, except per share data and unless stated otherwise)

Statement of Cash Flows for the year ended March 31, 2021

Particulars	For the year ended March 31, 2021	For the year ended March 31, 2020
Operating activities		
Profit / (Loss) before tax	200,956	152,509
Adjustments to reconcile profit / (loss) before tax to net cash flows:		
Amortisation of intangible assets	-	2
Finance costs	728	234
Bad debts / advances written off	36,280	4,680
Allowance for doubtful debts / advances	(37,961)	(4,478)
Liabilities / provisions no longer required written back	(4,164)	(57,027)
Interest income	(90,266)	(67,231)
Adjustments for changes in working capital		
(Increase) in trade receivables	(3,529)	(62,078)
Decrease in inventories	19,200	14,050
Decrease/(Increase) in other financial and non-financial assets	14,117	(12,527)
(Decrease)/Increase in trade payables	(15,495)	20,995
Increase in other financial and non-financial liabilities	7,856	311
Cash flows generated from / (used in) operating activities	127,722	(10,560)
Income tax refund / (paid) (including TDS) (net)	(9,921)	12,756
Net cash flows generated from operating activities	117,801	2,196
Investing activities		
Loan given to related parties	(2,240,000)	(1,220,000)
Repayment of loans given	2,117,500	-
Interest received	91,970	73,136
Net cash flows (used in) investing activities	(30,530)	(1,146,864)
Net increase / (decrease) in cash and cash equivalents during the year	87,271	(1,144,668)
Cash and cash equivalents at the beginning of the year	109,068	1,253,736
Cash and cash equivalents at the end of the year (Refer Note 12)	196,339	109,068

1. The above Statement of Cash Flows has been prepared under the indirect method as set out in Ind AS 7 on Statement of Cash Flows.

The accompanying notes are an integral part of the Financial Statements.

As per our report of even date

For S.R. Batliboi & Associates LLP
Chartered Accountants
ICAI Firm Registration No: 101049W/E300004

Nilangshu Katriar
Nilangshu Katriar
Partner
Membership No.: 58814



Place: Mumbai
Date: June 28, 2021

**For and on behalf of the Board of Directors of Vodafone Idea
Communication Systems Limited**

Avneesh Khosla
Avneesh Khosla
Managing Director
(DIN: 07775577)

Amrish Jain
Amrish Jain
Director
(DIN: 07068438)

Manoj Tibrewala
Manoj Tibrewala
Chief Financial Officer

Jayaprakash Narayan
Jayaprakash Narayan
Company Secretary

Place: Mumbai
Date: June 28, 2021



Vodafone Idea Communication Systems Limited

(Formerly known as Mobile Commerce Solutions Limited)

Separate Financial Statements for the year ended March 31, 2021

(All amounts are in INR thousands, except per share data and unless stated otherwise)

Notes to Financial Statements

1. Corporate Information

Vodafone Idea Communication Systems Limited (Formerly known as "Mobile Commerce Solutions Limited") (herein after referred to as "VICSL" or "the Company"), a wholly owned subsidiary of Vodafone Idea Limited ("VIL") was incorporated on June 12, 2008 under the provisions of the Companies Act, 1956 applicable in India. The registered office of the Company is situated at 10th floor, Birla Centurion, Century Mills Compound, Pandurang Budhkar Marg, Worli, Mumbai – 400030, India.

The Company's principal business consists of trading of Mobile handsets, data card and related accessories and services.

The financial statements for the year ended March 31, 2021 were approved by the Board of Directors and authorised for issue on June 28, 2021.

2. Statement of compliance

The financial statements of the Company comprising of Balance Sheet, Statement of Profit and Loss, Statement of Changes in Equity and Statement of Cash Flows together with the notes have been prepared in accordance with Indian Accounting Standards (Ind AS) notified under section 133 of the Companies Act, 2013 read with Companies (Indian Accounting Standards) Rules, 2015 and relevant amendment rules issued thereafter.

3. Basis of preparation

The financial statements have been prepared on a historical cost basis, except for certain financial instruments that have been measured at fair values at the end of each reporting period, as explained in the accounting policies below.

Historical cost is generally based on the fair value of the consideration given in exchange for goods and services on the transaction date. The Company has assessed its liquidity position and its possible sources of funds. The Board of Directors are confident of the Company's ability to meet its obligations as and when they arise in the next twelve months from the balance sheet date. Accordingly, these financial statements have been prepared on a going concern basis.

All financial information presented in INR has been rounded off to thousands unless otherwise stated.

The financial statements are based on the classification provisions contained in Ind AS 1, 'Presentation of Financial Statements' and division II of schedule III of the Companies Act, 2013.

4. Significant Accounting Policies

a) Revenue Recognition

Revenue is recognised when a customer obtains control of the goods and thus has the ability to direct the use and obtain the benefits from the goods. Revenue is measured at the Transaction price i.e. an amount that reflects the consideration, to which an entity expects to be entitled in exchange for transferring goods to customers, excluding amounts collected on behalf of third parties. Taxes and duties collected by the seller / service provider are to be deposited with the government and not received by the Company on their own account. Accordingly, it is excluded from revenue.

The Company evaluates its exposure to significant risks and rewards associated with the revenue arrangements in order to determine its position of a principal or an agent in this regard. Consideration payable to a customer includes cash or credit or other items expected to be payable to the customer (or to other parties that purchase the entity's goods from the customer). The Company accounts for consideration payable to a customer as a reduction from the transaction price unless the payment to the customer is in exchange for a distinct good or service that the customer transfers to the entity.

i. Revenue from Sale of Trading Goods

Revenue from sale of handsets, data cards and related accessories is recognised when control of the asset is transferred to the customer, generally on delivery of equipment.



Vodafone Idea Communication Systems Limited

(Formerly known as Mobile Commerce Solutions Limited)

Separate Financial Statements for the year ended March 31, 2021

(All amounts are in INR thousands, except per share data and unless stated otherwise)

Notes to Financial Statements

ii. Service revenue

Revenue is recognised on rendering of services. Fixed Revenues is recognised over the period of rendering of services.

iii. Unbilled income

Unbilled Income is the right to consideration in exchange for goods or services transferred to the customer. If the Company performs its obligation by transferring goods or services to a customer before the same is invoiced to the customer, unbilled income is recognised for the earned consideration that is conditional on satisfaction of performance obligation.

iv. Interest Income

Interest income from a financial asset is recognised when it is probable that the economic benefits will flow to the Company and the amount of income can be measured reliably. Interest income is recorded using the applicable Effective Interest Rate (EIR), which is the rate that exactly discounts estimated future cash receipts over the expected life of the financial asset to that asset's net carrying amount on initial recognition.

b) Investment in Subsidiary

The Company recognises its investments in subsidiaries at cost less any impairment losses, if any.

c) Foreign currency transactions

The Company's financial statements are presented in Indian Rupees (INR) which is also the Company's functional currency.

Transactions in foreign currencies are initially recorded at the INR spot rate on the date the transaction first qualifies for recognition. Monetary assets and liabilities denominated in foreign currencies are translated at the functional currency spot rates of exchange on the reporting date.

Exchange differences arising on settlement or translation of monetary items are recognised on net basis within finance cost in the Statement of Profit and Loss.

Non-monetary items that are measured in terms of historical cost in a foreign currency are recognised using the exchange rates at the dates of the initial transactions.

d) Exceptional items

Items of income or expense from ordinary activities which are non-recurring and are of such size, nature or incidence that their separate disclosure is considered necessary to explain the performance of the Company are disclosed as Exceptional items in the Statement of Profit and Loss.

e) Taxes

Income tax expense represents the sum of current tax and deferred tax.

i. Current tax

Current tax assets and liabilities are measured at the amount expected to be recovered from or paid to the taxation authorities. Current tax is based on the taxable income and calculated using the applicable tax rates and tax laws. The tax rates and tax laws used to compute the amount are those that are enacted or substantively enacted, at the reporting date.

Current tax relating to items recognised outside profit or loss is recognised outside profit or loss in correlation to the underlying transaction either in OCI or directly in equity.



Vodafone Idea Communication Systems Limited

(Formerly known as Mobile Commerce Solutions Limited)

Separate Financial Statements for the year ended March 31, 2021

(All amounts are in INR thousands, except per share data and unless stated otherwise)

Notes to Financial Statements

ii. Deferred tax

Deferred tax is recognised on temporary differences between the carrying amounts of assets and liabilities in the financial statements and the corresponding tax bases used in the computation of taxable profit. Deferred tax assets are generally recognised for all deductible temporary differences to the extent it is probable that taxable profits will be available against which those deductible temporary differences can be utilised.

The carrying amount of deferred tax assets is reviewed at the end of each reporting date and reduced to the extent it is no longer probable that sufficient taxable profit will be available to allow the benefit of part or that entire deferred tax asset to be utilised. Unrecognized deferred tax assets are re-assessed at the end of each reporting date and are recognised to the extent it has become probable that future taxable profits will allow the deferred tax asset to be recovered.

Deferred tax assets and liabilities are measured at the tax rates that are expected to apply in the year when the asset is realised or the liability is settled, based on tax rates and tax laws that have been enacted or substantively enacted at the reporting date. Deferred tax relating to items recognised outside profit or loss is recognised outside profit or loss in correlation to the underlying transaction either in OCI or directly in equity.

Deferred tax assets and deferred tax liabilities are offset if a legally enforceable right exists to set off current tax assets against current tax liabilities and the deferred taxes relate to the same taxable entity and the same taxation statute.

f) Current / Non – Current Classification

An asset is classified as current when

- a) It is expected to be realized or consumed in the respective Company's normal operating cycle;
- b) It is held primarily for the purpose of trading;
- c) It is expected to be realized within twelve months after the reporting period; or
- d) If it is cash or cash equivalent, unless it is restricted from being exchanged or used to settle a liability for at least twelve months after the reporting period.

Any asset not conforming to the above is classified as non-current.

A liability is classified as current when

- a) It is expected to be settled in the normal operating cycle of the respective companies;
- b) It is held primarily for the purposes of trading;
- c) It is expected to be settled within twelve months after the reporting period; or
- d) The respective companies have no unconditional right to defer the settlement of the liability for at least twelve months after the reporting period.

Any liability not conforming to the above is classified as non-current.

g) Intangible Assets

Intangible assets acquired separately are measured on initial recognition at cost. Cost includes all direct costs relating to acquisition of Intangible assets and borrowing cost relating to qualifying assets. Subsequently, intangible assets are carried at cost less any accumulated amortisation and accumulated impairment losses, if any

The useful lives of intangible assets are assessed as either finite or indefinite. There are no intangible assets assessed with indefinite useful life.

Intangible assets with finite lives are amortised over the useful economic life. The amortisation period, residual value and the amortisation method for an intangible asset with a finite useful life are reviewed at least at the end of each year. Changes in the expected useful life or the expected pattern of consumption of future economic benefits embodied in the asset are considered to modify the amortisation period or method, as appropriate, and are treated as changes in accounting estimates.



Vodafone Idea Communication Systems Limited

(Formerly known as Mobile Commerce Solutions Limited)

Separate Financial Statements for the year ended March 31, 2021

(All amounts are in INR thousands, except per share data and unless stated otherwise)

Notes to Financial Statements

The amortisation expense on intangible assets with finite lives is recognised in the statement of profit and loss unless such expenditure forms part of carrying value of another asset.

Intangible assets are amortised on straight line method as under:

- Software, which is not an integral part of hardware, is treated as an intangible asset and is amortised over its useful economic life as estimated by the management to be 3 years.

Cost of Intangible assets under development represents cost of intangible assets not ready for intended use as on the reporting date.

Gains or losses arising from derecognition of an intangible asset are measured as the difference between the net disposal proceeds and the carrying amount of the asset and are recognised in the Statement of Profit and Loss when the asset is derecognised.

h) Impairment of Non – Financial Assets

Intangible assets are reviewed for impairment, whenever events or changes in circumstances indicate that the carrying amount of such assets may not be recoverable. If any such indication exists, the recoverable amount of the asset is estimated in order to determine the extent of the impairment loss (if any). When it is not possible to estimate the recoverable amount of an individual asset, the Company estimates the recoverable amount of the cash-generating unit to which the asset belongs.

Recoverable amount is the higher of fair value less costs of disposal and value in use. In assessing value in use, the estimated future cash flows are discounted to their present value using a pre-tax discount rate that reflects current market assessments of the time value of money and the risks specific to the asset. In determining fair value less cost of disposal, an appropriate valuation model is used. If the recoverable amount of an asset (or cash generating unit) is estimated to be less than its carrying amount, an impairment loss is recognised in Statement of Profit and Loss by reducing the carrying amount of the asset (or cash-generating unit) to its recoverable amount.

For assets excluding goodwill, impairment losses recognized in the earlier periods are assessed at each reporting date for any indication that the loss has decreased or no longer exists. If such indication exists, the Company estimates the asset's (or cash generating unit's) recoverable amount. A previously recognized impairment loss is reversed only if there has been a change in estimates used to determine the assets' recoverable amount since the last impairment loss was recognised. When an impairment loss subsequently reverses, the carrying amount of the asset (or a cash-generating unit) is increased to the revised estimate of its recoverable amount, but so that the increased carrying amount does not exceed the carrying amount that would have been determined had such impairment loss not been recognised for the asset (or cash-generating unit) in prior years. Any reversal of an impairment loss is recognised immediately in the statement of profit and loss.

i) Borrowing Costs

Borrowing costs consist of interest and other costs that an entity incurs in connection with the borrowing of funds. All borrowing costs are expensed in the period in which they are incurred

j) Inventories

Inventories are valued at cost or net realisable value, whichever is lower. Cost is determined on weighted average basis and includes cost of purchase and other costs incurred in bringing inventories to their present location and condition. Net realisable value is the estimated selling price in the ordinary course of business, less estimated costs of completion and the estimated costs necessary to make the sale.

k) Cash and cash equivalents

Cash and cash equivalents in the balance sheet comprise of cash at bank and on hand and short-term deposits with an original maturity of three months or less, which are subject to an insignificant risk of changes in value.



Vodafone Idea Communication Systems Limited

(Formerly known as Mobile Commerce Solutions Limited)

Separate Financial Statements for the year ended March 31, 2021

(All amounts are in INR thousands, except per share data and unless stated otherwise)

Notes to Financial Statements

1) Financial Instruments

Initial recognition and measurement

Financial Instruments (assets and liabilities) are recognised when the Company becomes a party to a contract that gives rise to a financial asset of one entity and a financial liability or equity instrument of another entity.

Financial assets and financial liabilities are initially measured at fair value. Transaction costs that are directly attributable to the acquisition or issue of financial assets and financial liabilities, other than those designated as fair value through profit or loss (FVTPL), are added to or deducted from the fair value of the financial assets or financial liabilities, as appropriate, on initial recognition. Transaction costs directly attributable to the acquisition of financial assets or financial liabilities at FVTPL are recognised immediately in the statement of profit and loss.

i. Financial assets

All regular way purchase or sale of financial assets are recognised and derecognised on a trade date basis. Regular way purchase or sales are purchases or sales of financial assets that require delivery of assets within the time frame established by regulation or convention in the marketplace.

Subsequent measurement

All recognised financial assets are subsequently measured in their entirety at either amortised cost or fair value, depending on the classification of the financial assets:

- a) Financial assets measured at amortised cost
- b) Financial assets measured at fair value through profit or loss (FVTPL)
- c) Financial assets measured at fair value through other comprehensive income (FVTOCI) – The Company does not have any assets classified as FVTOCI.

(a) Financial assets measured at amortised cost

A financial asset is measured at amortised cost if both the following conditions are met:

- The asset is held within a business model whose objective is to hold assets for collecting contractual cash flows, and
- Contractual terms of the instruments give rise on specified dates to cash flows that are solely payments of principal and interest on the principal amount outstanding.

After initial measurement, such financial assets are subsequently measured at amortised cost using the Effective Interest Rate (EIR) method. EIR is the rate that exactly discounts estimated future cash receipts (including all fees and points paid or received that form an integral part of the EIR, transaction costs and other premiums or discounts) through the expected life of the debt instrument or where appropriate, a shorter period, to the net carrying amount on initial recognition.

The EIR amortisation is included in other income in the statement of profit and loss. The losses arising from impairment are recognised in the statement of profit and loss. This category generally applies to trade and other receivables, loans, etc.

(b) Financial assets measured at FVTPL

FVTPL is a residual category for financial assets in the nature of debt instruments. Financial assets included within the FVTPL category are measured at fair value with all changes recognised in the Statement of Profit and Loss. This category also includes derivative financial instruments entered into by the Company that are not designated as hedging instruments in hedge relationships as defined by Ind AS 109.

Derecognition

A financial asset (or, where applicable, a part of a financial asset or part of a group of similar financial assets) is primarily derecognised when:



Vodafone Idea Communication Systems Limited

(Formerly known as Mobile Commerce Solutions Limited)

Separate Financial Statements for the year ended March 31, 2021

(All amounts are in INR thousands, except per share data and unless stated otherwise)

Notes to Financial Statements

- The rights to receive cash flows from the asset have expired, or
- The Company has transferred its rights to receive cash flows from the asset or has assumed an obligation to pay the received cash flows in full without material delay to a third party under a 'passthrough' arrangement; and either
 - the Company has transferred substantially all the risks and rewards of the asset, or
 - the Company has neither transferred nor retained substantially all the risks and rewards of the asset, but has transferred control of the asset.

Impairment of financial assets

In accordance with Ind AS 109, the Company applies Expected Credit Loss (ECL) model for measurement and recognition of impairment loss on the following financial assets and credit risk exposure:

- Debt instruments measured at amortised cost e.g., loans and bank deposits
- Trade receivables
- Other Financial assets not designated as FVTPL

For recognition of impairment loss on other financial assets and risk exposure, the Company determines whether there has been a significant increase in the credit risk since initial recognition. If credit risk has not increased significantly, 12-month ECL is used to provide for impairment loss. However, if credit risk has increased significantly, lifetime ECL is used. If, in a subsequent period, credit quality of the instrument improves such that there is no longer a significant increase in credit risk since initial recognition, then the entity reverts to recognising impairment loss allowance based on 12-month ECL.

ECL is the difference between all contractual cash flows that are due to the Company in accordance with the contract and all the cash flows that the entity expects to receive (i.e., all cash shortfalls), discounted at the original EIR. Lifetime ECL are the expected credit losses resulting from all possible default events over the expected life of a financial instrument. The 12-month ECL is a portion of the lifetime ECL which results from default events that are possible within 12 months after the reporting date.

The Company follows 'simplified approach' for recognition of impairment loss allowance on Trade receivables. The application of simplified approach does not require the Company to track changes in credit risk. Rather, it recognises impairment loss allowance based on lifetime ECL at each reporting date, right from its initial recognition.

ii. Financial liabilities

Subsequent measurement

All financial liabilities are subsequently measured at amortised cost using the EIR method or at FVTPL.

(a) Financial liabilities at amortised cost

After initial recognition, interest-bearing borrowings and other payables are subsequently measured at amortised cost using the EIR method. Gains and losses are recognised in the statement of profit and loss when the liabilities are derecognised as well as through the EIR amortisation process. Amortised cost is calculated by taking into account any discount or premium on acquisition and fees or costs that are an integral part of the EIR. The EIR amortisation is included as finance costs in the statement of profit and loss.

(b) Financial liabilities at FVTPL

Financial liabilities are classified as FVTPL when the financial liabilities are held for trading or are designated as FVTPL on initial recognition. Financial liabilities are classified as held for trading if they are incurred for the purpose of repurchasing in the near term. This category also includes derivative financial instruments entered into by the Company that are not designated as hedging instruments in hedge relationships as defined by Ind AS 109. Separated embedded derivatives are also classified as held for trading unless they are designated as effective hedging instruments. Gains or losses on liabilities held for trading are recognised in the profit or loss.



Vodafone Idea Communication Systems Limited

(Formerly known as Mobile Commerce Solutions Limited)

Separate Financial Statements for the year ended March 31, 2021

(All amounts are in INR thousands, except per share data and unless stated otherwise)

Notes to Financial Statements

De-recognition

A financial liability is de-recognised when the obligation under the liability is discharged or cancelled or expires.

In case, an existing financial liability is replaced by another from the same lender on substantially different terms, or the terms of an existing liability are substantially modified, such an exchange or modification is treated as the de-recognition of the original liability and the recognition of a new liability. The difference in the respective carrying amounts is recognised in Statement of Profit and Loss.

iii. Offsetting financial instruments

Financial assets and financial liabilities are offset and the net amount is reported in the balance sheet if there is a currently enforceable legal right to offset the recognised amounts and there is an intention to settle on a net basis or to realise the assets and settle the liabilities simultaneously.

m) Fair value measurement

The fair value of an asset or a liability is measured using the assumptions that market participants would use when pricing the asset or liability, assuming that market participants act in their economic best interest.

The Company uses valuation techniques that are appropriate in the circumstances and for which sufficient data is available to measure fair value, maximising the use of relevant observable inputs and minimising the use of unobservable inputs.

All assets and liabilities for which fair value is measured or disclosed in the financial statements are categorised within the fair value hierarchy, described as follows, based on the lowest level input that is significant to the fair value measurement as a whole:

- Level 1 — Quoted (unadjusted) market prices in active markets for identical assets or liabilities
- Level 2 — Valuation techniques for which the lowest level input that is significant to the fair value measurement is directly or indirectly observable
- Level 3 — Valuation techniques for which the lowest level input that is significant to the fair value measurement is unobservable

For assets and liabilities that are recognised in the financial statements on a recurring basis, the Company determines whether transfers have occurred between levels in the hierarchy by re-assessing categorisation (based on the lowest level input that is significant to the fair value measurement as a whole) (a) on the date of the event or change in circumstances that caused the transfer or (b) at the end of each reporting period or (c) at the beginning of each reporting period.

n) Earnings/Loss per share

The earnings considered in ascertaining the Company's Earnings per share (EPS) is the net profit after tax.

EPS is disclosed on basic and diluted basis. Basic EPS is computed by dividing the profit / loss for the period attributable to the shareholders of the Company by the weighted average number of shares outstanding during the period. The diluted EPS is calculated on the same basis as basic EPS, after adjusting for the effects of potential dilutive equity shares unless the effect of the potential dilutive equity shares is anti-dilutive.

o) Provisions and Contingent Liabilities

Provisions are recognised when the Company has a present obligation (legal or constructive) as a result of a past event, it is probable that an outflow of resources embodying economic benefits will be required to settle the obligation and a reliable estimate can be made of the amount of the obligation. The expense relating to a provision is presented in the statement of profit and loss.



Vodafone Idea Communication Systems Limited
(Formerly known as Mobile Commerce Solutions Limited)
Separate Financial Statements for the year ended March 31, 2021
(All amounts are in INR thousands, except per share data and unless stated otherwise)

Notes to Financial Statements

If the effect of the time value of money is material, provisions are discounted using a current pre-tax rate that reflects, when appropriate, the risks specific to the liability. When discounting is used, the increase in the provision due to the passage of time is recognised as a finance cost.

Contingent Liabilities

A Contingent Liability is disclosed where there is a possible obligation or a present obligation that may, but probably will not, require an outflow of resources. Contingent Assets are not recognised.

p) Recent pronouncements

Ministry of Corporate Affairs (MCA) issued notifications dated March 24, 2021 to amend Schedule III to the Companies Act, 2013 to enhance the disclosures required to be made by the Company in its financial statements. These amendments are applicable to the Company for the financial year starting April 1, 2021. The amendments are extensive and the Company will evaluate the applicability of the same to give effect to them as required by law.

5. Use of Estimates, assumptions and judgments

The preparation of the financial statements requires management to make judgments, estimates and assumptions that affect the reported amounts of revenues, expenses, assets and liabilities, and the accompanying disclosures including the disclosure of contingent liabilities. Uncertainty about these assumptions and estimates could result in outcomes that require an adjustment to the carrying amount of assets or liabilities in future periods. Difference between actual results and estimates are recognised in the periods in which the results are known / materialise.

The Company has based its assumptions and estimates on parameters available when the financial statements were prepared. Existing circumstances and assumptions about future developments, however, may change due to market changes or circumstances arising that are beyond the control of the Company. Such changes are reflected in the assumptions when they occur.

A. Estimates and Assumptions

i. Taxes

The Company provide for tax considering the applicable tax regulations and based on reasonable estimates. Management periodically evaluates positions taken in the tax returns giving due considerations to tax laws and establishes provisions in the event if required as a result of differing interpretation or due to retrospective amendments, if any.

The recognition of deferred tax assets is based on availability of sufficient taxable profits in the Company against which such assets can be utilized. Significant management judgment is required to determine the amount of deferred tax assets that can be recognised, based upon the likely timing and the level of future taxable profits together with future tax planning strategies.

ii. Provisions and Contingent Liabilities

Provisions and contingent liabilities are reviewed at each balance sheet date and adjusted to reflect the current best estimates. Evaluations of uncertain provisions and contingent liabilities and assets requires judgement and assumptions regarding the probability of realization and the timing and amount, or range of amounts, that may ultimately be incurred. Such estimates may vary from the ultimate outcome as a result of differing interpretations of laws and facts.

iii. Impact of COVID-19 (Global pandemic)

The outbreak of Coronavirus (COVID - 19) pandemic globally and in India is causing significant disturbance and slow down of economic activity. The Company has evaluated impact of this pandemic on its business operations and based on the internal and external information available and the current indicators, there is no significant impact on its financial statements..



Vodafone Idea Communication Systems Limited

(Formerly known as Mobile Commerce Solutions Limited)

Separate Financial Statements for the year ended March 31, 2021

(All amounts are in INR thousands, except per share data and unless stated otherwise)

Notes to Financial Statements

Note 6

Intangible assets

Particulars	Computer - Software	Total
Cost		
As at April 1, 2019	382	382
Additions	-	-
As at March 31, 2020	382	382
Additions	-	-
As at March 31, 2021	382	382
Accumulated Amortisation		
As at April 1, 2019	380	380
Amortisation charge for the year	2	2
As at March 31, 2020	382	382
Amortisation charge for the year	-	-
As at March 31, 2021	382	382
Net Book Value		
As at March 31, 2021	-	-
As at March 31, 2020	-	-

Note 7

Investments in Subsidiary

Particulars	As at March 31, 2021	As at March 31, 2020
Investments (Unquoted) at cost		
Investments in Equity Instruments of Subsidiary		
Connect (India) Mobile Technologies Private Limited ('CIMTPL') - 149,910,000 fully paid equity shares of INR 10 each (March 31, 2020: 149,910,000)	1,499,000	1,499,000
Provision for Impairment	(1,246,700)	(1,246,700)
Total	252,300	252,300

Note 8

Other non-current financial assets

Particulars	As at March 31, 2021	As at March 31, 2020
Deposits and balances with government authorities	556	556
Margin Money Deposits	1,352	1,352
Total	1,908	1,908



Vodafone Idea Communication Systems Limited

(Formerly known as Mobile Commerce Solutions Limited)

Separate Financial Statements for the year ended March 31, 2021

(All amounts are in INR thousands, except per share data and unless stated otherwise)

Notes to Financial Statements

Note 9

Other non-current assets

Particulars	As at	As at
	March 31, 2021	March 31, 2020
Prepaid expenses	3,530	-
Advance income tax		
- Considered Good	15,140	14,780
GST Recoverable		
- Considered Good	67	67
- Considered Doubtful	14,219	14,219
Others (consisting mainly deposit against demands which are appealed against/subjudice)		
- Considered Good	16,713	12,520
- Considered Doubtful	142	142
	49,811	41,728
Allowance for doubtful advances	(14,361)	(14,361)
Total	35,450	27,367

Note 10

Inventories

Particulars	As at	As at
	March 31, 2021	March 31, 2020
Handset, Data cards & Accessories ⁽¹⁾	5,804	25,004
Total	5,804	25,004

⁽¹⁾ Net of provision of ₹ 2,319 (March 31, 2020: ₹ 1,939)

Note 11

Trade receivables (Unsecured, unless otherwise stated) (Includes amount referred in Refer Note 36)

Particulars	As at	As at
	March 31, 2021	March 31, 2020
Billed Receivables		
Unsecured - Considered Good	97,701	92,475
Unsecured - Considered Doubtful	7,563	45,540
	105,264	138,015
Allowance for doubtful debts	(7,563)	(45,540)
Total	97,701	92,475

Note 12

Cash and cash equivalents

Particulars	As at	As at
	March 31, 2021	March 31, 2020
Balances with banks		
- In current accounts	26,364	50,868
- In deposit accounts	169,975	58,200
Total	196,339	109,068

Note 13

Bank balance other than cash and cash equivalents

Particulars	As at	As at
	March 31, 2021	March 31, 2020
Margin Money Deposits	2,233	2,136
Total	2,233	2,136



Vodafone Idea Communication Systems Limited

(Formerly known as Mobile Commerce Solutions Limited)

Separate Financial Statements for the year ended March 31, 2021

(All amounts are in INR thousands, except per share data and unless stated otherwise)

Notes to Financial Statements

Note 14

Loan to related parties (Unsecured, unless otherwise stated)

Particulars	As at	
	March 31, 2021	March 31, 2020
Loan to related parties (Refer Note 36)	1,342,500	1,220,000
Total	1,342,500	1,220,000

Note 15

Other current financial assets

Particulars	As at	
	March 31, 2021	March 31, 2020
Interest Receivable (Includes amount referred in Note 36)	2,570	3,720
Total	2,570	3,720

Note 16

Other current assets

Particulars	As at	
	March 31, 2021	March 31, 2020
GST Recoverable	47,376	71,437
Prepaid expenses	2,353	1
Others		
- Considered Good	2	246
- Considered Doubtful	116	100
	49,847	71,784
Allowance for doubtful advances	(116)	(100)
Total	49,731	71,684

Note 17

Equity Share Capital

Particulars	As at March 31, 2021		As at March 31, 2020	
	Numbers	Amount	Numbers	Amount
Equity Share Capital				
Authorised share capital				
Equity Shares of ₹ 10 each	500,000,000	5,000,000	500,000,000	5,000,000
	500,000,000	5,000,000	500,000,000	5,000,000
Issued, subscribed and paid-up share capital				
Equity Shares of ₹ 10 each fully paid up	405,263,153	4,052,632	405,263,153	4,052,632
	405,263,153	4,052,632	405,263,153	4,052,632

a) Reconciliation of number of shares outstanding

Particulars	As at March 31, 2021		As at March 31, 2020	
	Numbers	Amount	Numbers	Amount
Equity shares outstanding at the beginning of the year	405,263,153	4,052,632	405,263,153	4,052,632
Issue of share capital	-	-	-	-
Equity shares outstanding at the end of the year	405,263,153	4,052,632	405,263,153	4,052,632

b) Terms/ rights attached to equity shares

The Company has only one class of equity shares having par value of ₹ 10 per share. Each holder of equity shares is entitled to one vote per share. In the event of liquidation of the company, the holders of equity shares will be entitled to receive remaining assets of the company, after distribution of all preferential amounts. The distribution will be in proportion to the number of equity shares held by the shareholders.



Vodafone Idea Communication Systems Limited

(Formerly known as Mobile Commerce Solutions Limited)

Separate Financial Statements for the year ended March 31, 2021

(All amounts are in INR thousands, except per share data and unless stated otherwise)

Notes to Financial Statements

c) Details of shareholders holding more than 5% shares in the company

Name of the shareholders	As at March 31, 2021		As at March 31, 2020	
	Numbers	% holding in the class	Numbers	% holding in the class
Equity shares of ₹ 10 each fully paid				
Vodafone Idea Limited, holding company and its nominees	405,263,153	100%	405,263,153	100%

Note 18

Other Equity

Particulars	As at March 31, 2021	As at March 31, 2020
(i) Securities Premium Account		
Opening balance	1,820,800	1,820,800
Change during the year	-	-
Closing balance	1,820,800	1,820,800
(ii) Retained Earnings		
Opening balance	(4,136,785)	(4,289,294)
Net Profit / (Loss) for the year	197,496	152,509
Closing balance	(3,939,289)	(4,136,785)
Total	(2,118,489)	(2,315,985)

Note 19

Other non-current financial liabilities

Particulars	As at March 31, 2021	As at March 31, 2020
Deferred Revenue	3,913	-
Total	3,913	-

Note 20

Trade payables

Information as per the Requirement of Section 22 of the Micro, Small and Medium Enterprises Development Act, 2006

Particulars	As at March 31, 2021	As at March 31, 2020
a) (i) The principal amount remaining unpaid to any supplier at the end of accounting year included in trade payables	-	-
(ii) The interest due on above	-	-
The total of (i) & (ii)	-	-
b) The amount of interest paid by the buyer in terms of section 16 of the Act	-	-
c) The amount of the payment made to the supplier beyond the appointed day during the accounting year	-	-
d) The amounts of interest accrued and remaining unpaid at the end of financial year	7	7
e) The amount of interest due and payable for the period of delay in making payment (which have been paid but beyond the due date during the year) but without adding the interest specified under this Act.	-	-



Vodafone Idea Communication Systems Limited

(Formerly known as Mobile Commerce Solutions Limited)

Separate Financial Statements for the year ended March 31, 2021

(All amounts are in INR thousands, except per share data and unless stated otherwise)

Notes to Financial Statements

Note 21

Other current financial liabilities

Particulars	As at	As at
	March 31, 2021	March 31, 2020
Security deposits from customers and others	20	70
Total	20	70

Note 22

Other current liabilities

Particulars	As at	As at
	March 31, 2021	March 31, 2020
Advance from customers and deferred revenue	2,608	-
Taxes and other liabilities	2,783	1,398
Total	5,391	1,398

Note 23

Other operating income

Particulars	For the year ended	For the year ended
	March 31, 2021	March 31, 2020
Liabilities / provisions no longer required written back	4,164	57,027
Total	4,164	57,027

Note 24

Other income

Particulars	For the year ended	For the year ended
	March 31, 2021	March 31, 2020
Interest income (Including amount referred in Note 36)	90,820	69,187
Total	90,820	69,187

Note 25

Changes in inventories of work in progress, stock in trade and finished goods

Particulars	For the year ended	For the year ended
	March 31, 2021	March 31, 2020
Stock at the end of the year	5,804	25,004
Less: Stock at the beginning of the year	25,004	39,054
(Increase) / Decrease in inventories⁽¹⁾	19,200	14,050

⁽¹⁾ Net of ₹ 2,319 (March 31, 2020: ₹ 1,939) towards provision for non-moving inventory.



Vodafone Idea Communication Systems Limited

(Formerly known as Mobile Commerce Solutions Limited)

Separate Financial Statements for the year ended March 31, 2021

(All amounts are in INR thousands, except per share data and unless stated otherwise)

Notes to Financial Statements

Note 26

Other expenses

Particulars	For the year ended March 31, 2021	For the year ended March 31, 2020
Insurance	10	299
Infra sharing support charges (Refer Note 36)	29,754	29,780
Rates and taxes	478	1,032
IT service cost	1,177	8,468
Printing and stationery	-	2
Bad debts / advances written off	36,280	4,680
Allowances for doubtful debts and advances (Refer Note 30)	(37,961)	(4,478)
Bank charges	18	34
Directors sitting fees (Refer note 36)	225	226
Legal and professional charges	367	805
Audit fees (Refer note 32)	500	500
Support service charges (Refer note 36)	6,471	6,591
Miscellaneous expenses	683	1,554
Total	38,002	49,493

Note 27

Finance costs

Particulars	For the year ended March 31, 2021	For the year ended March 31, 2020
Interest		
- Others	250	71
Exchange loss (net)	478	163
Total	728	234

Note 28

Contingent Liabilities

Disputed claims not acknowledged as debt:

Sr. No.	Description	As at March 31, 2021	As at March 31, 2020
1	Sales Tax/Value Added Tax and Entry Tax (refer note a below)	53,748	54,655
2	Customs matter (refer note b below)	8,319	4,276
3	Service tax/Goods and Service Tax(GST) matters (refer note c below)	20,628	-
Total		82,695	58,931

a) Sales Tax / Value Added Tax and Entry Tax

The Company had received demands for non-production of F & C forms for interstate sales as well as received VAT assessment orders. The Company has challenged these demands which are pending at various forums.

b) Customs matter

The Customs have disputed the classification of router imported by the Company. The Company has challenged these demands which are pending at appellate forum

c) Service tax/Goods and Service Tax (GST) matters

The Company had received demands Service tax / Goods and Service Tax (GST).The Company has challenged these demands which are pending at various forums.



Vodafone Idea Communication Systems Limited

(Formerly known as Mobile Commerce Solutions Limited)

Separate Financial Statements for the year ended March 31, 2021

(All amounts are in INR thousands, except per share data and unless stated otherwise)

Notes to Financial Statements

Future cash outflows in respect of the above matters are determinable only on receipt of judgments/ decisions from such forums/ authorities. Further, based on the Company's evaluation, it believes that it is not probable that the claim will materialise and therefore, no provision has been recognised for the above.

Note 29

Details of Foreign Currency Exposures

Not hedged by a derivative instrument or otherwise

Particulars	As at	As at
	March 31, 2021	March 31, 2020
Trade Payables		
In USD	-	272
In EURO	107	107
Equivalent INR of Trade Payables in Foreign Currency ⁽¹⁾	9,180	29,322
Trade Receivables		
In USD	-	49
Equivalent INR of Trade Receivables in Foreign Currency ⁽¹⁾	-	3,727

⁽¹⁾ Amount in INR represents conversion at closing rate

Note 30

Movement of Allowances for Doubtful Debts/Advances

Particulars	As at	As at
	March 31, 2021	March 31, 2020
Opening Balance	60,001	64,479
Charged to Statement of Profit and Loss (Net) (Refer Note 26)	(37,961)	(4,478)
Closing Balance	22,040	60,001

Note 31

Segment Information

As the Company operates in only one business segment, there is no separate reportable segment as per Ind AS – 108 on "Operating segment".

Note 32

Auditor's Remuneration

Particulars	For the year ended	For the year ended
	March 31, 2021	March 31, 2020
Statutory Audit Fees	500	500
Out of pocket expenses (included in Misc. Expenses)	-	40
Total Remuneration	500	540



Vodafone Idea Communication Systems Limited

(Formerly known as Mobile Commerce Solutions Limited)

Separate Financial Statements for the year ended March 31, 2021

(All amounts are in INR thousands, except per share data and unless stated otherwise)

Notes to Financial Statements

Note 33

Income Tax Expenses

(a) Major Component of Tax Expense

Particulars	For the year ended March 31, 2021	For the year ended March 31, 2020
Current Tax		
Current Tax on profits for the period	9,007	-
Total Current Tax Expense (A)	9,007	
Deferred Tax		
Relating to addition & reversal of temporary differences	(5,547)	-
Total Deferred Tax Expense (B)	(5,547)	
Total Tax Expense (A+B)	3,460	
Income tax effect of re-measurement (gains)/losses on defined benefit plans taken to to other comprehensive income / (loss)		

(a) Reconciliation of average effective tax rate and applicable tax rate:

Particulars	For the year ended March 31, 2021	For the year ended March 31, 2020
Profit / (Loss) before Income tax expense	200,956	152,509
Applicable Tax Rate	25.17%	25.17%
Increase/ (Decrease) in taxes on account of:		
Effect of items for which no deferred tax is recognised	-20.69%	-25.17%
Effects of expenses that are not deductible in determining the taxable losses	0.00%	0.00%
Other Items	-2.76%	0.00%
Effective tax rate	1.72%	0.00%

Note 34

Movement in Deferred Tax

Particulars	As at March 31, 2019	Recognised in	As at March 31, 2020	Recognised in	As at March 31, 2021
		Profit and Loss		Profit and Loss	
Assets					
Provisions for doubtful debts/ advances	-	-	-	5,547	5,547
Total (B)	-	-	-	5,547	5,547
Net Deferred Tax Liabilities/ (assets)	-	-	-	(5,547)	(5,547)
As per Financials:					
Deferred Tax Asset	-	-	-	5,547	5,547
Deferred Tax Liabilities	-	-	-	-	-

Note 35

Basic & Diluted Earnings/(Loss) per Share

Particulars	For the year ended March 31, 2021	For the year ended March 31, 2020
Nominal value of equity shares (₹)	10/-	10/-
Profit / (Loss) after Tax	197,496	152,509
Profit / (Loss) attributable to equity shareholders	197,496	152,509
Weighted average number of equity shares outstanding during the year	405,263,153	405,263,153
Basic and Diluted Earnings per Share (₹)	0.49	0.38



Vodafone Idea Communication Systems Limited

(Formerly known as Mobile Commerce Solutions Limited)

Separate Financial Statements for the year ended March 31, 2021

(All amounts are in INR thousands, except per share data and unless stated otherwise)

Notes to Financial Statements

Note 36

Related Party Transactions

The Company has transactions with below related parties:

Relationship	Related Party
Holding Company	Vodafone Idea Limited
Subsidiary Company	Connect (India) Mobile Technologies Private Limited
	Vodafone Idea Shared Services Limited (formerly Vodafone India Ventures Limited)
Fellow Subsidiaries	Vodafone Idea Technology Solutions Limited (formerly Vodafone Technology Solutions Limited)
	You Broadband India Limited
	Vodafone Idea Telecom Infrastructure Limited
Key Management Personnel (KMP)	Mrs. Tripti Desai
	Mr. Avneesh Khosla
Entities having significant influence [includes subsidiaries of entity to which holding company is a joint venture]	Vodafone Group Services Limited

A. Transactions with Related Parties for the year ended March 31, 2021 and March 31, 2020

Particulars	Fellow Subsidiaries	Holding Company	KMP
Sale of trading goods	-	59,232	-
	(7,725)	(114,281)	-
Purchase of Good and Services	6,471	29,754	-
	(6,591)	(32,325)	-
Reimbursement of expenses to		113	-
	-	(715)	-
Reimbursement of expenses from	1,100	-	-
	(2,200)	-	-
Loans given during the year	940,000	1,300,000	-
	-	(1,220,000)	-
Loan repayment received during the year	7,500	2,110,000	-
	-	-	-
Interest income	1,080	84,637	-
	-	(3,744)	-
Director's sitting fees	-	-	225
	-	-	(226)

(Figures in brackets are for the year ended March 31, 2020)

B. Mr. Avneesh Khosla, Managing Director, draws NIL remuneration from the Company. He is an employee of Vodafone Idea Limited (VIL) and draws remuneration from VIL in his capacity of being an employee of VIL



Vodafone Idea Communication Systems Limited

(Formerly known as Mobile Commerce Solutions Limited)

Separate Financial Statements for the year ended March 31, 2021

(All amounts are in INR thousands, except per share data and unless stated otherwise)

Notes to Financial Statements

C. Balances with Related Parties

Particulars	Fellow Subsidiary	Entities having significant influence	Holding Company
Trade and other receivables	12,707 (11,492)	- -	14,735 (12,778)
Trade and other payables	538 (1,721)	9,180 (8,855)	* (1,999)
Interest Receivable	999 -	- -	1,236 (3,369)
Outstanding loan receivable	932,500 -	- -	410,000 (1,220,000)

(Figures in brackets are as on March 31, 2020)

* Numbers are below one lakh under the rounding off convention adopted by the Company and accordingly not reported

Note 37

Financial Instruments

(i) Financial Instruments by Category:

The following table provides categorisation of all financial instruments at carrying value:

Particulars	As at	As at
	March 31, 2021	March 31, 2020
Amortised Cost		
Financial Assets		
Loan to related parties	1,342,500	1,220,000
Investment in Subsidiaries	252,300	252,300
Trade Receivables	97,701	92,475
Cash and cash equivalents	196,339	109,068
Margin Money Deposits	3,585	3,488
Deposits and balances with government authorities	556	556
Interest receivable	2,570	3,720
Total Financial Assets	1,895,551	1,681,607

Particulars	As at	As at
	March 31, 2021	March 31, 2020
Amortised Cost		
Financial Liabilities		
Trade Payables	48,616	67,547
Security Deposits from Customers and Others	20	70
Total Financial Liabilities	48,636	67,617

(ii) Fair value hierarchy

The carrying amounts of the financial assets and financial liabilities are reasonable approximation of their fair values. Accordingly, the fair values of such financial assets and financial liabilities have not been disclosed separately.



Vodafone Idea Communication Systems Limited

(Formerly known as Mobile Commerce Solutions Limited)

Separate Financial Statements for the year ended March 31, 2021

(All amounts are in INR thousands, except per share data and unless stated otherwise)

Notes to Financial Statements

Note 38

Financial risk management objectives and policies

The Company's principal financial liabilities comprise trade payables and Security deposits from customers and others. The Company's principal financial assets comprise loan to related parties, bank balance, Interest Receivable and trade and other receivables. The Company also enters into derivative transactions such as foreign forward exchange contracts as a part of Company's financial risk management policies.

The Company is exposed to various financial risks such as market risk, credit risk and liquidity risk. The Directors of the Company oversee management of these risks and assure that financial risks are identified, measured and managed in accordance with the Company's policies and risk objectives.

Market risk

Market risk is the risk that the fair value of future cash flows of a financial instrument will fluctuate because of changes in market prices. Market risk comprises three types of risk: interest rate risk, currency risk and other price risk, such as equity price risk. The Company does not have market risks.

a) Interest rate risk

Interest rate risk is the risk that the fair value or future cash flows of a financial instrument will fluctuate because of changes in market interest rates. The Company has given loan to Related parties at 7% rate interest which is not exposed to the risk of changes in market interest.

b) Foreign currency risk

Foreign currency risk is the risk that the fair value or future cash flows of an exposure will fluctuate because of changes in foreign exchange rates. The Company's exposure to the risk of changes in foreign exchange rates relates primarily to the Company's operating activities (when revenue or expense is denominated in a foreign currency).

The Company's foreign currency risks are identified, measured and managed at periodic intervals in accordance with the Company's policies.

Foreign currency sensitivity

The following tables demonstrate the sensitivity to a reasonably possible change in foreign currency rates, with all other variables held constant. The impact on the Company's profit / (loss) before tax is due to changes in the fair value of monetary assets and liabilities including non-designated foreign currency derivatives.

Currency exposure	Change in currency exchange rate	Effect on profit before tax
As at March 31, 2021		
EURO	6%	517
	-6%	(517)

c) Credit risk

Credit risk is the risk that counterparty will not meet its obligations under a financial instrument, leading to a financial loss. The Company is exposed to credit risk from its operating and investing activities.

- Trade receivables

Customer credit risk is managed in accordance with the Company's established policy, procedures and controls relating to customer credit risk management. Trade receivables are non-interest bearing and are generally on 0 to 30 days' credit terms. Outstanding customer receivables are regularly monitored.

- Other financial assets and cash deposits

The Company maintains its Cash and cash equivalents with banks and financial institutions having good reputation, good past track record and high quality credit rating and also reviews their credit-worthiness on an on-going basis in close co-ordination with its holding Company's Treasury team.



Vodafone Idea Communication Systems Limited

(Formerly known as Mobile Commerce Solutions Limited)

Separate Financial Statements for the year ended March 31, 2021

(All amounts are in INR thousands, except per share data and unless stated otherwise)

Notes to Financial Statements

The Company's maximum exposure to credit risk for the components of the balance sheet as at March 31, 2021 and March 31, 2020 on its carrying amounts is disclosed in notes 7, 8 and 11 to 15.

d) Liquidity risk

Liquidity risk is the risk that the Company may not be able to meet its present and future cash and collateral obligations without incurring unacceptable losses. The Company has Financial liabilities of trade payables which are payable within one year. The Company has sufficient cash balance for settling its liabilities as and when they arise.

Note 39

Capital management

For the purpose of the Company's capital management, capital includes issued equity capital and all other equity reserves attributable to the equity holders. The primary objective of the Group's capital management is to maximise the shareholder value.

The Company has Financial liabilities of trade and other payables which are payable within one year. The Company maintains sufficient cash and other liquid financial assets to meet the payment of financial liabilities within the due dates.

Note 40

Particulars of loans given / investments made / guarantees given, as required by clause 4 of Section 186 of the Companies Act, 2013.

The details of loan given by the Company are as follows:

Name of the party	Relationship	As at		Purpose of loan	Rate of Interest
		March 31, 2021	March 31, 2020		
Vodafone Idea Limited	Holding Company	410,000	1,220,000	General Corporate Purpose	7%
You Broadband India Limited	Fellow Subsidiaries	932,500	-	General Corporate Purpose	7%
	Total	1,342,500	1,220,000		

Note 41

Previous year figures have been regrouped / rearranged wherever necessary to conform to the current year grouping

As per our report of even date

For S.R. Batliboi & Associates LLP

Chartered Accountants

ICAI Firm Registration No: 101049W/E300004


Nilangshu Katriar

Partner

Membership No.: 58814




For and on behalf of the Board of Directors of Vodafone Idea Communication Systems Limited



Avneesh Khosla

Managing Director

(DIN: 07775577)



Manoj Tibrewala

Chief Financial Officer



Amrish Jain

Director

(DIN: 07068438)


Hari Gopalakrishnan
Company Secretary

Place: Mumbai

Date: June 28, 2021

Place: Mumbai

Date: June 28, 2021



Form AOC-I

(Pursuant to first proviso to sub-section (3) of section 129 read with rule 5 of Companies (Accounts) Rules, 2014)
Statement containing salient features of the financial statement of subsidiaries/associate companies/joint ventures

₹ Thousands

Part "A": Subsidiaries

Sr. No.	Particulars	Name of Subsidiary Connect (India) Mobile Technologies Private Limited
1	The date since when subsidiary was acquired	February 24, 2012
2	Reporting period	April - March
3	Reporting currency	INR
4	Equity Share Capital	1,499,100
5	Other Equity	(1,259,063)
6	Total Assets	244,173
7	Total Liabilities	4,136
8	Investments other than investments in Subsidiary	-
9	Turnover (Total Income)	6,646
10	Profit/(Loss) before Taxation	1,827
11	Provision for Taxation	1,843
12	Profit/(Loss) after Taxation	(16)
13	Other Comprehensive Income/(Loss)	-
14	Total Comprehensive Income/(Loss)	(16)
15	Proposed Dividend	-
16	% of Shareholding	100%


Part "B": Associates and Joint Ventures

Sr. No.	Particulars	Name of Associate Not Applicable
1	Last Audited Balance Sheet Date	N.A.
2	Date on which the Associate or Joint Venture was associated or acquired	N.A.
	Number of Shares held by the Company as on March 31, 2021	N.A.
	Amount of Investment in Joint Venture / Associate	N.A.
	Extent of holding %	N.A.
3	Description of how there is a significant influence	N.A.
4	Reason why the Joint Venture is not consolidated	N.A.
5	Net worth attributable to Shareholding as per latest audited Balance Sheet	N.A.
6	Profit / (Loss) for the year	N.A.
	i. Considered in Consolidation	N.A.
	ii. Not Considered in Consolidation	N.A.
7	Other Comprehensive Income / (Loss) for the year	N.A.
	i. Considered in Consolidation	N.A.
	ii. Not Considered in Consolidation	N.A.
8	Total Comprehensive Income / (Loss) for the year	N.A.
	i. Considered in Consolidation	N.A.
	ii. Not Considered in Consolidation	N.A.

Notes:

- There were no subsidiaries which are yet to commence operations.
- There were no subsidiaries which have been liquidated or sold during the year.

For and on behalf of the Board of Directors of Vodafone Idea Communication Systems Limited




Avneesh Khosla
 Managing Director
 (DIN: 07775577)



Manoj Tibrewala
 Chief Financial Officer



Amrish Jain
 Director
 (DIN: 07068438)



Hari Gopalakrishnan
 Company Secretary

Place : Mumbai
 Date : June 28, 2021