



July 13, 2018

**National Stock Exchange of India Limited**  
"Exchange Plaza",  
Bandra - Kurla Complex,  
Bandra (E),  
Mumbai – 400 051

**BSE Limited**  
Phiroze Jeejeebhoy Towers,  
Dalal Street,  
Mumbai – 400 001

Dear Sir,

**Sub: Shareholding Pattern – Regulation 31 of SEBI (LODR) Regulations, 2015**

**Ref: "Idea Cellular Limited" (IDEA / 532822)**

Pursuant to Regulation 31 of the SEBI (Listing Obligations and Disclosure Requirements) Regulations, 2015, please find attached herewith the Shareholding Pattern in the prescribed format, for the quarter ended 30<sup>th</sup> June, 2018.


The above is for your information and record.

Thanking you,

Yours truly,

For Idea Cellular Limited

**Pankaj Kapdeo**  
Company Secretary



Idea Cellular Limited, 9th to 12th Floors, Birla Centurion, Century Mills Compound,  
Pandurang Budhkar Marg, Worli, Mumbai 400030, India. Telephone: + 91 95940 04000, Fax: + 91 95940 03182.  
E mail: info@idea.adityabirla.com, Website: www.ideacellular.com Corporate Identity Number: L32100GJ1996PLC030976.



## Holding of Specified Securities Annexure - I


- 1 Name of Listed Entity: **Idea Cellular Limited**
- 2 Scrip Code/Name of Scrip/Class of Security **532822 / IDEA / Equity Shares**
- 3 Share Holding Pattern Filed under: Reg. 31(1)(a)/Reg. 31(1)(b)/Reg.31(1)(c) **31(1)(b)**
- a. If under 31(1)(b) then indicate the report for Quarter ending **30-Jun-18**
- b. If under 31(1)(c) then indicate date of allotment/extinguishment **N.A.**

- 4 **Declaration:** The Listed entity is required to submit the following declaration to the extent of submission of information:-

No.	Particulars	Yes*	No*
1	Whether the Listed Entity has issued any partly paid up shares?		No
2	Whether the Listed Entity has issued any Convertible Securities or Warrants?		No
3	Whether the Listed Entity has any shares against which depository receipts are issued?		No
4	Whether the Listed Entity has any shares in locked-in?	Yes	-
5	Whether any shares held by promoters are pledge or otherwise encumbered?		No

\* If the Listed Entity selects the option 'No' for the questions above, the columns for the partly paid up shares, Outstanding convertible Securities/Warrants, depository receipts, locked-in shares, No of shares pledged or otherwise encumbered by promoters, as applicable, shall not be displayed at the time of dissemination on the Stock Exchange website. Also wherever there is 'No' declared by Listed Entity in above table the values will be considered as 'Zero' by default on submission of the format of holding of specified securities.

- 5 The tabular format for disclosure of holding of specified securities is as follows:



Idea Cellular Limited, 9th to 12th Floors, Birla Centurion, Century Mills Compound,  
Pandurang Budhkar Marg, Worli, Mumbai 400030, India. Telephone: + 91 95940 04000, Fax: + 91 95940 03182.  
E mail: info@idea.adityabirla.com, Website: www.ideacellular.com Corporate Identity Number: L32100GJ1996PLC030976.

TABLE I - SUMMARY STATEMENT HOLDING OF SPECIFIED SECURITIES

Category (I)	Category of shareholder (II)	Nos. of Share holders (III)	Nos. of fully paid up equity Shares held (IV)	Nos. of Partly paid-up equity Shares held (V)	No. of shares underlying Depository Receipts (VI)	Total nos. shares held (VII)= (IV)+(V)+(VI)	Shareholding as a % of total no. of shares (calculated as per SCRR,1957) As a % of (A+B+C2) (VIII)	Number of Voting Rights held in each class of securities (IX)				No. of Shares Underlying Outstanding convertible securities (including Warrants) (X)	Shareholding, as a % assuming full conversion of convertible securities (as a % of diluted share capital) (XI)=(VII)+(X) As a % of (A+B+C2)	Number of Locked in shares (XII)		Number of Shares pledged or otherwise encumbered (XIII)		Number of equity shares held in dematerialized form (XIV)
								No of Voting Rights			Total as a % of (A+B+C)			No. (a)	As a % of total shares held (b)	No. (a)	As a % of total shares held (b)	
								Class Equity	Class Others	Total								
(A)	Promoter & Promoter Group	7	1,855,480,712	-	-	1,855,480,712	42.56	1,855,480,712	-	1,855,480,712	42.56	-	42.56	610,198,538	32.89%	0	0	1,855,480,712
(B)	Public	285,069	2,504,428,118	-	-	2,504,428,118	57.44	2,504,428,118	-	2,504,428,118	57.44	-	57.44	0	0	NA	NA	2,504,419,954
(C)	Non Promoter-Non Public	0	0	-	-	0	0	0	-	0	0	-	0	0	0	NA	NA	0
(C1)	Shares underlying DRs	0	0	-	-	0	0	0	-	0	0	-	0	0	0	NA	NA	0
(C2)	Shares held by Employee Trust	0	0	-	-	0	0	0	-	0	0	-	0	0	0	NA	NA	0
	<b>TOTAL</b>	<b>285,076</b>	<b>4,359,908,830</b>	<b>-</b>	<b>-</b>	<b>4,359,908,830</b>	<b>100.00</b>	<b>4,359,908,830</b>	<b>-</b>	<b>4,359,908,830</b>	<b>100.00</b>	<b>-</b>	<b>100.00</b>	<b>610,198,538</b>	<b>14.00%</b>	<b>0</b>	<b>0</b>	<b>4,359,900,666</b>



TABLE II - STATEMENT SHOWING SHAREHOLDING PATTERN OF THE PROMOTER AND PROMOTER GROUP

	Category (I)	PAN (II)	Nos. of Share holders (III)	Nos. of fully paid up equity Shares held (IV)	Nos. of Partly paid-up equity Shares held (V)	No. of shares underlying Depository Receipts (VI)	Total nos. shares held (VII)= (IV)+(V)+(VI)	Shareholding as a % of total no. of shares (calculated as per SCRR,1957) As a % of (A+B+C2) (VIII)	Number of Voting Rights held in each class of securities (IX)			No. of Shares Underlying Outstanding convertible securities (including Warrants) (X)	Shareholding, as a % assuming full conversion of convertible securities (as a % of diluted share capital) (XI)=(VII)+(X) As a % of (A+B+C2)	Number of Locked in shares (XII)		Number of Shares pledged or otherwise encumbered (XIII)		Number of equity shares held in dematerialized form (XIV)	
									No of Voting Rights					Total as a % of Total Voting Rights	No. (a)	As a % of total shares held (b)	No. (a)		As a % of total shares held (b)
									Class Equity	Class Others	Total								
1	INDIAN																		
(a)	Individuals/Hindu Undivided Family		1	233,333	-	-	233,333	0.01	233,333	-	233,333	0.01	-	-	0	0	233,333		
	Kumar Mangalam Birla	AEFPB5926H	1	233,333	-	-	233,333	0.01	233,333	-	233,333	0.01	-	-	0	0	233,333		
(b)	Central Government/ State Government(s)		-	-	-	-	-	-	-	-	-	-	-	-	-	-	-		
(c)	Financial Institutions/ Banks		-	-	-	-	-	-	-	-	-	-	-	-	-	-	-		
(d)	Any Others		4	1,528,847,379	-	-	1,528,847,379	35.07	1,528,847,379	-	1,528,847,379	35.07	-	-	0.00	0.00	1,528,847,379		
	Birla TMT Holdings Pvt. Ltd.	AABC5169K	1	283,798,538	-	-	283,798,538	6.51	283,798,538	-	283,798,538	6.51	283,798,538	100.00%	0	0	283,798,538		
	Grasim Industries Ltd.	AAACG4464B	1	1,008,540,115	-	-	1,008,540,115	23.13	1,008,540,115	-	1,008,540,115	23.13	-	-	0	0	1,008,540,115		
	Hindalco Industries Ltd.	AAACH1201R	1	228,340,226	-	-	228,340,226	5.24	228,340,226	-	228,340,226	5.24	-	-	0	0	228,340,226		
	Pilani Investment and Industries Corporation Ltd.	AABCP7642R	1	8,168,500	-	-	8,168,500	0.19	8,168,500	-	8,168,500	0.19	-	-	0	0	8,168,500		
	SUB TOTAL (A) (1)		5	1,529,080,712	-	-	1,529,080,712	35.07	1,529,080,712	-	1,529,080,712	35.07	283,798,538	18.56%	0	0	1,529,080,712		
2	FOREIGN																		
(a)	Individuals (Non-Resident Individuals/ Foreign Individuals)		-	-	-	-	-	-	-	-	-	-	-	-	-	-	-		
(b)	Government		-	-	-	-	-	-	-	-	-	-	-	-	-	-	-		
(c)	Institutions		-	-	-	-	-	-	-	-	-	-	-	-	-	-	-		
(d)	Foreign Portfolio Investor		2	326,400,000	-	-	326,400,000	7.49	326,400,000	-	326,400,000	7.49	326,400,000	100%	-	-	326,400,000		
	Elaine Investments PTE LTD. Singapore	AAECE8993M	1	163,200,000	-	-	163,200,000	3.74	163,200,000	-	163,200,000	3.74	163,200,000	100.00%	0	0	163,200,000		
	Oriana Investments PTE LTD. Singapore	AACCO6324L	1	163,200,000	-	-	163,200,000	3.74	163,200,000	-	163,200,000	3.74	163,200,000	100.00%	0	0	163,200,000		
(e)	Any Other (specify)																		
(e)	(i) Foreign Body Corporate																		
	SUB TOTAL (A) (2)		2	326,400,000	-	-	326,400,000	7.49	326,400,000	-	326,400,000	7.49	326,400,000	100%	-	-	326,400,000		
TOTAL SHAREHOLDING OF PROMOTER AND PROMOTER GROUP (A)= (A) (1)+ (A) (2)			7	1,855,480,712	-	-	1,855,480,712	42.56	1,855,480,712	-	1,855,480,712	42.56	610,198,538	32.89%	0	0	1,855,480,712		
Details of shares which remain unclaimed may be given here along with details such as number of shareholders, outstanding shares held in demat/unclaimed suspense account, voting rights which are frozen etc. (NOT APPLICABLE)																			




TABLE III - STATEMENT SHOWING SHAREHOLDING PATTERN OF THE PUBLIC SHAREHOLDER

Category (I)	PAN (II)	Nos. of Share holders (III)	Nos. of fully paid up equity Shares held (IV)	Nos. of Partly paid-up equity Shares held (V)	No. of shares underlying Depository Receipts (VI)	Total nos. shares held (VII)= (IV)+(V)+(VI)	Shareholding as a % of total no. of shares (calculated as per SCRR, 1957) As a % of (A+B+C2) (VIII)	Number of Voting Rights held in each class of securities (IX)				No. of Shares Underlying Outstanding convertible securities (including Warrants) (X)	Total Shareholding as a % assuming full conversion of convertible securities (as a % of diluted share capital) (XI)=(VII)+(X) As a % of (A+B+C2)	Number of Locked in shares (XII)		Number of Shares pledged or otherwise encumbered (XIII)		Number of equity shares held in dematerialized form (XIV)	
								No of Voting Rights			Total as a % of Total Voting Rights			No. (a)	As a % of total shares held (b)	No. (a)	As a % of total shares held (b)		
								Class Equity	Class Others	Total									
<b>1 INSTITUTIONS</b>																			
(a) Mutual Funds		63	325,430,949	-	-	325,430,949	7.46	325,430,949	-	325,430,949	7.46	-	7.46	-	-	NA	NA	325,430,949	
(b) Venture Capital Funds		1	372,642	-	-	372,642	0.01	372,642	-	372,642	0.01	-	0.01	-	-	NA	NA	372,642	
(c) Alternate Investment Funds		3	966,368	-	-	966,368	0.02	966,368	-	966,368	0.02	-	0.02	-	-	NA	NA	966,368	
(d) Foreign Venture Capital Investors		-	-	-	-	-	-	-	-	-	-	-	-	-	-	-	-	-	
(e) Foreign Portfolio Investors		482	1,133,436,452	-	-	1,133,436,452	26.00	1,133,436,452	-	1,133,436,452	26.00	-	26.00	-	-	NA	NA	1,133,436,452	
- First State Investments ICVC- Stewart Investors Global Emerging Markets Leaders Fund	AAACF8106F	1	77,870,734	-	-	77,870,734	1.79	77,870,734	-	77,870,734	1.79	-	1.79	-	-	NA	NA	77,870,734	
- Goldman Sachs India Limited	AADCG0260C	1	45,425,515	-	-	45,425,515	1.04	45,425,515	-	45,425,515	1.04	-	1.04	-	-	NA	NA	45,425,515	
-Franklin Templeton Investment Funds	AABCT5310J	1	122,459,959	-	-	122,459,959	2.81	122,459,959	-	122,459,959	2.81	-	2.81	-	-	NA	NA	122,459,959	
(f) Financial Institutions/ Banks		10	4,476,817	-	-	4,476,817	0.10	4,476,817	-	4,476,817	0.10	-	0.10	-	-	NA	NA	4,476,817	
(g) Insurance Companies		7	191,142,504	-	-	191,142,504	4.38	191,142,504	-	191,142,504	4.38	-	4.38	-	-	NA	NA	191,142,504	
ICICI Prudential Life Insurance Company Ltd.	AAACI7351P	1	144,421,359	-	-	144,421,359	3.31	144,421,359	-	144,421,359	3.31	-	3.31	-	-	NA	NA	144,421,359	
(h) Provident Funds/ Pension Funds		-	-	-	-	-	-	-	-	-	-	-	-	-	-	-	-	-	
(i) Any Other (specify)																		0	
<b>SUB TOTAL (B) (1)</b>		<b>566</b>	<b>1,655,825,732</b>	<b>-</b>	<b>-</b>	<b>1,655,825,732</b>	<b>37.98</b>	<b>1,655,825,732</b>	<b>-</b>	<b>1,655,825,732</b>	<b>37.98</b>	<b>-</b>	<b>37.98</b>	<b>-</b>	<b>-</b>	<b>NA</b>	<b>NA</b>	<b>1,655,825,732</b>	
<b>(2) CENTRAL GOVERNMENT/ STATE GOVERNMENT/ PRESIDENT OF INDIA</b>		<b>-</b>	<b>-</b>	<b>-</b>	<b>-</b>	<b>-</b>	<b>-</b>	<b>-</b>	<b>-</b>	<b>-</b>	<b>-</b>	<b>-</b>	<b>-</b>	<b>-</b>	<b>-</b>	<b>-</b>	<b>-</b>	<b>-</b>	
<b>SUB TOTAL (B) (2)</b>		<b>0</b>	<b>0</b>	<b>-</b>	<b>-</b>	<b>-</b>	<b>0</b>	<b>0</b>	<b>-</b>	<b>0</b>	<b>0</b>	<b>-</b>	<b>0</b>	<b>-</b>	<b>-</b>	<b>NA</b>	<b>NA</b>	<b>0</b>	
<b>(3) NON INSTITUTIONS</b>																			
<b>Individuals</b>																			
(a) i. Individual shareholders holding nominal share capital up to Rs. 2 lakhs.		279,145	74,523,982	-	-	74,523,982	1.71	74,523,982	-	74,523,982	1.71	-	1.71	-	-	NA	NA	74,520,818	
ii. Individual shareholders holding nominal share capital in excess of Rs. 2 lakhs.		366	27,182,598	-	-	27,182,598	0.62	27,182,598	-	27,182,598	0.62	-	0.62	-	-	NA	NA	27,182,598	
(b) NBFCs registered with RBI		-	-	-	-	-	-	-	-	-	-	-	-	-	-	-	-	-	
(c) Employee Trusts		-	-	-	-	-	-	-	-	-	-	-	-	-	-	-	-	-	
(d) Overseas Depositories (holding DRs) (balancing figure)		-	-	-	-	-	-	-	-	-	-	-	-	-	-	-	-	-	
(e) <b>Any Others</b>																			
(e) (i) Bodies Corporate		1,083	15,399,369	-	-	15,399,369	0.35	15,399,369	-	15,399,369	0.35	-	0.35	-	-	NA	NA	15,399,369	
(ii) Clearing Members		290	8,770,033	-	-	8,770,033	0.20	8,770,033	-	8,770,033	0.20	-	0.20	-	-	NA	NA	8,770,033	
(iii) Directors		5	1,367,999	-	-	1,367,999	0.03	1,367,999	-	1,367,999	0.03	-	0.03	-	-	NA	NA	1,367,999	
(iv) Non Resident Indians (NRI)		3,603	3,334,478	-	-	3,334,478	0.08	3,334,478	-	3,334,478	0.08	-	0.08	-	-	NA	NA	3,329,478	
(v) Foreign Corporate Bodies		2	712,000,543	-	-	712,000,543	16.33	712,000,543	-	712,000,543	16.33	-	16.33	-	-	NA	NA	712,000,543	
- Axiata Investments1 (India) Limited	AACCT9938P	1	464,734,670	-	-	464,734,670	10.66	464,734,670	-	464,734,670	10.66	-	10.66	-	-	NA	NA	464,734,670	
- Axiata Investments 2 (India) Limited	AACCT9937C	1	247,265,873	-	-	247,265,873	5.67	247,265,873	-	247,265,873	5.67	-	5.67	-	-	NA	NA	247,265,873	
(vi) Trusts		9	6,023,384	-	-	6,023,384	0.14	6,023,384	-	6,023,384	0.14	-	0.14	-	-	NA	NA	6,023,384	
<b>SUB TOTAL (B) (3)</b>		<b>284,503</b>	<b>848,602,386</b>	<b>-</b>	<b>-</b>	<b>848,602,386</b>	<b>19.46</b>	<b>848,602,386</b>	<b>-</b>	<b>848,602,386</b>	<b>19.46</b>	<b>-</b>	<b>19.46</b>	<b>-</b>	<b>-</b>	<b>NA</b>	<b>NA</b>	<b>848,594,222</b>	
<b>TOTAL PUBLIC SHAREHOLDING (B)= (B) (1)+ (B) (2)+(B)(3)</b>		<b>285,069</b>	<b>2,504,428,118</b>	<b>-</b>	<b>-</b>	<b>2,504,428,118</b>	<b>57.44</b>	<b>2,504,428,118</b>	<b>-</b>	<b>2,504,428,118</b>	<b>57.44</b>	<b>-</b>	<b>57.44</b>	<b>-</b>	<b>-</b>	<b>NA</b>	<b>NA</b>	<b>2,504,419,954</b>	

Details of the shareholders acting as persons in Concert including their Shareholding (No. and %) - NONE

Details of shares which remain unclaimed may be given here along with details such as number of shareholders, outstanding shares held in demat/unclaimed suspense account, voting rights which are frozen etc.

Number of shareholders	outstanding shares held in demat/unclaimed suspense account, voting rights which are frozen etc.
73	16,822



Table IV - STATEMENT SHOWING SHAREHOLDING PATTERN OF THE NON PROMOTER - NON PUBLIC SHAREHOLDER

	Category (I)	PAN (II)	Nos. of Share holders (III)	Nos. of fully paid up equity Shares held (IV)	Nos. of Partly paid-up equity Shares held (V)	No. of shares underlying Depository Receipts (VI)	Total nos. shares held (VII)= (IV)+(V)+(VI)	Shareholding as a % of total no. of shares (calculated as per SCRR,1957) As a % of (A+B+C2) (VIII)	Number of Voting Rights held in each class of securities (IX)				No. of Shares Underlying Outstanding convertible securities (including Warrants) (X)	Total Shareholding as a % assuming full conversion of convertible securities (as a % of diluted share capital) (XI)=(VII)+(X) As a % of (A+B+C2)	Number of Locked in shares (XII)		Number of Shares pledged or otherwise encumbered (XIII)		Number of equity shares held in dematerialized form (XIV)
									No of Voting Rights			Total as a % of Total Voting Rights			No. (a)	As a % of total shares held (b)	No. (a)	As a % of total shares held (b)	
									Class Equity	Class Others	Total								
1	CUSTODIAN / DR HOLDERS	-	-	-	-	-	-	-	-	-	-	-	-	-	-	-	-	-	-
2	EMPLOYEE BENEFIT TRUST (under SEBI (Share Based Employee Benefit) Regulations, 2014)	-	-	-	-	-	-	-	-	-	-	-	-	-	-	-	-	-	-
<b>TOTAL NON PROMOTER - NON PUBLIC SHAREHOLDING (C)=(C1)+(C2)</b>		-	-	-	-	-	-	-	-	-	-	-	-	-	-	-	-	-	-

